

# UTI Equity Savings Reg Gr

## Investment Objective

The investment objective of the Scheme is to provide capital appreciation and income distribution to the investors using arbitrage opportunities, investment in equity / equity related instruments and debt / money market instruments. However, there is no assurance or guarantee that the investment objective of the Scheme would be achieved.

## Manager Biography

V Srivatsa since 30-08-2018

## Operations

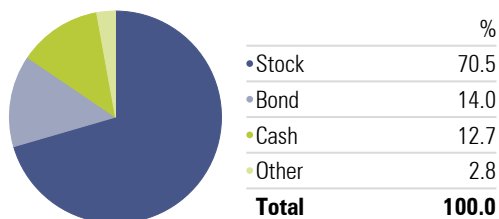
Inception Date	30-08-2018
Minimum Initial	5,000
Annual Report Net Expense Ratio	1.78
Turnover Ratio %	34.24
NAV (Mo-End)	9.82

## Risk Reward

Std Dev
Sharpe Ratio
Alpha
Sharpe Ratio
Treynor Ratio
R-Squared

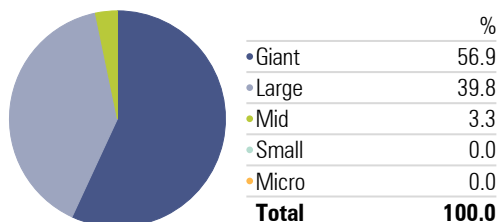
## Asset Allocation

Portfolio Date: 30-04-2020



## Market Capitalization

Portfolio Date: 30-04-2020



Past performance is not a guarantee of future returns. The value of investments may fall as well as rise and investors may not get back the full amount invested. Any decision to invest should be based on a full reading of the offer document. In case of any discrepancy between this sheet and the offer document in force, the offer document shall prevail.

Portfolio Date: 30-04-2020

# Category Hybrid - Equity Savings

## Trailing Returns

Period	Inv	Bmk1
3 months	-5.56	-11.72
6 months	-4.74	-10.81
1 Year	-3.41	-6.41
2 Years		1.77
3 Years		5.15
5 Years		5.20

## Drawdown

Time Period: 01-05-2017 to 30-04-2020

	Inv	Bmk1
Max Drawdown		-18.44
Max Drawdown # of Periods		3.00
Max Drawdown Peak Date		01-01-2020
Max Drawdown Valley Date		31-03-2020

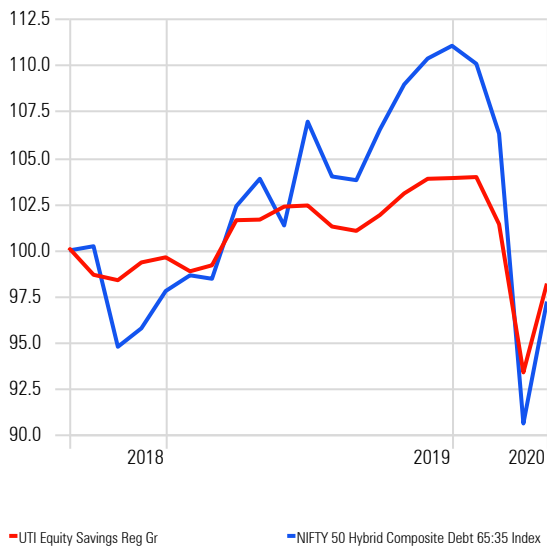
## Leading Detractors

Time Period: 01-05-2019 to 30-04-2020

	Rescaled Weight	Return	Contribution
ITC Ltd	4.85	-38.37	-2.15
UPL Ltd	4.23	-34.42	-1.85
Aurobindo Pharma Ltd	2.07	-23.05	-1.17
Housing Development Finance Corp Ltd	9.97	-3.23	-1.17
LIC Housing Finance Ltd	1.71	-42.01	-0.94

## Investment Growth

Time Period: 31-08-2018 to 30-04-2020



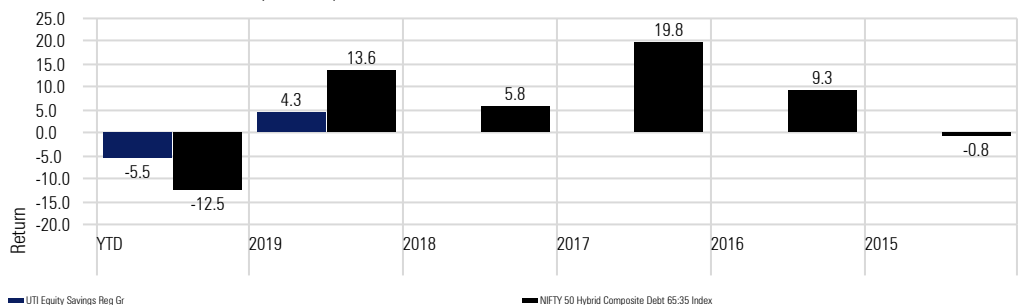
## Leading Contributors

Time Period: 01-05-2019 to 30-04-2020

	Rescaled Weight	Return	Contribution
Bharti Airtel Ltd	1.73	60.41	0.87
Reliance Industries Ltd	10.71	5.82	0.32
Cipla Ltd	0.13	48.41	0.27
Hindustan Unilever Ltd	1.10	26.68	0.25
Dabur India Ltd	0.84	23.70	0.21

## Returns

Calculation Benchmark: NIFTY 50 Hybrid Composite Debt 65:35 Index



## Sector Allocation

Portfolio Date: 30-04-2020

Basic Materials %	10.02
Consumer Cyclical %	2.72
Financial Services %	30.43
Real Estate %	0.56
Consumer Defensive %	4.59
Healthcare %	7.85
Utilities %	5.72
Communication Services %	4.71
Energy %	17.32
Industrials %	2.23
Technology %	13.85

## Portfolio Holdings

Portfolio Date: 30-04-2020

