

SBI Equity Hybrid Fund Reg Gr

Investment Objective

To provide investors long-term capital appreciation along with the liquidity of an open-ended scheme by investing in a mix of debt and equity. The scheme will invest in a diversified portfolio of equities of high growth companies and balance the risk through investing the rest in fixed income securities.

Manager Biography

R. Srinivasan since 01-01-2012

Operations

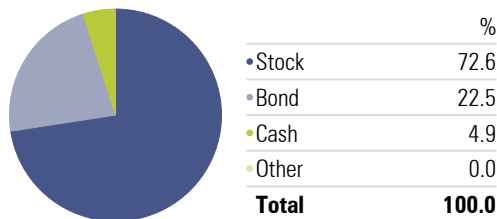
Inception Date	19-01-2005
Minimum Initial	1,000
Annual Report Net Expense Ratio	2.28
Turnover Ratio %	282.95
NAV (Mo-End)	127.86

Risk Reward

Std Dev	14.63
Sharpe Ratio	0.19
Alpha	0.37
Sharpe Ratio	0.19
Treynor Ratio	1.61
R-Squared	93.49

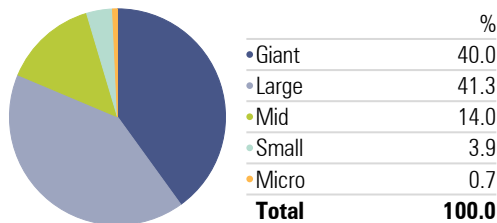
Asset Allocation

Portfolio Date: 30-04-2020



Market Capitalization

Portfolio Date: 30-04-2020



Past performance is not a guarantee of future returns. The value of investments may fall as well as rise and investors may not get back the full amount invested. Any decision to invest should be based on a full reading of the offer document. In case of any discrepancy between this sheet and the offer document in force, the offer document shall prevail.

Portfolio Date: 30-04-2020

Category Hybrid - Aggressive Hybrid

Trailing Returns

Period	Inv	Bmk1
3 months	-13.28	-11.72
6 months	-10.32	-10.81
1 Year	-4.91	-6.41
2 Years	-0.08	1.77
3 Years	5.00	5.15
5 Years	6.32	5.20

Drawdown

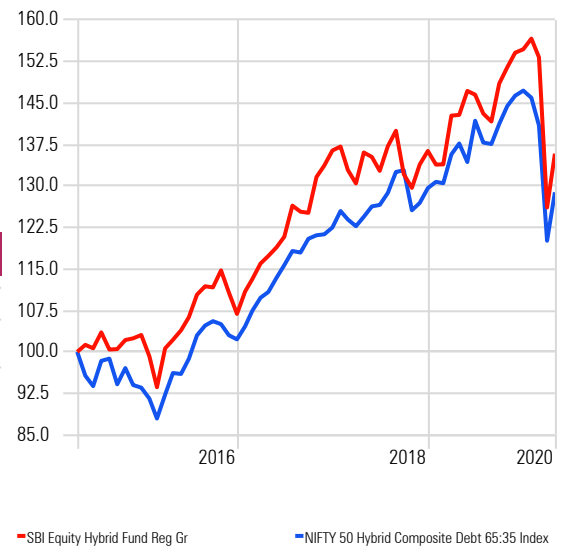
Time Period: 01-05-2017 to 30-04-2020		
	Inv	Bmk1
Max Drawdown	-19.50	-18.44
Max Drawdown # of Periods	2.00	3.00
Max Drawdown Peak Date	01-02-2020	01-01-2020
Max Drawdown Valley Date	31-03-2020	31-03-2020

Leading Detractors

Time Period: 01-05-2019 to 30-04-2020		
	Rescaled Weight	Return Contribution
State Bank of India	6.03	-38.48
Axis Bank Ltd	4.03	-41.89
Emami Ltd	2.35	-47.92
Lemon Tree Hotels Ltd	1.26	-76.45
HDFC Bank Ltd	9.99	-12.79

Investment Growth

Time Period: 01-05-2015 to 30-04-2020

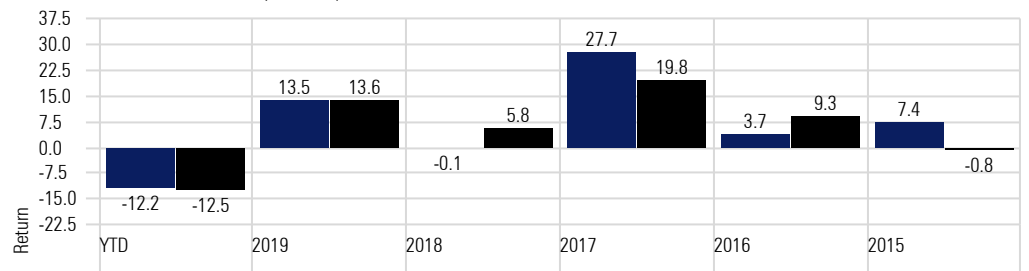


Leading Contributors

Time Period: 01-05-2019 to 30-04-2020		
	Rescaled Weight	Return Contribution
Bharti Airtel Ltd	5.18	60.41
Divi's Laboratories Ltd	4.23	35.88
ICICI Prudential Life Insurance Co Ltd	3.09	12.08
Alkem Laboratories Ltd	0.82	44.21
Info Edge (India) Ltd	1.27	32.12

Returns

Calculation Benchmark: NIFTY 50 Hybrid Composite Debt 65:35 Index



Sector Allocation

Portfolio Date: 30-04-2020

Basic Materials %	5.66
Consumer Cyclical %	7.07
Financial Services %	37.68
Real Estate %	0.00
Consumer Defensive %	7.10
Healthcare %	9.96
Utilities %	2.81
Communication Services %	6.93
Energy %	8.69
Industrials %	9.23
Technology %	4.88

Portfolio Holdings

Portfolio Date: 30-04-2020

