

Invesco India Contra Gr

Investment Objective

To generate capital appreciation by investing predominantly in Equity and Equity Related Instruments through contrarian investing.

Manager Biography

Taher Badshah since 1/10/2017

Operations

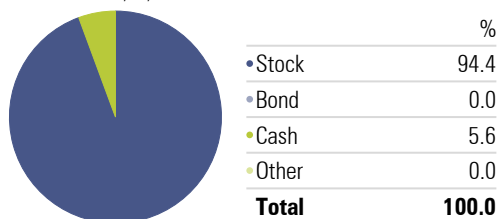
Inception Date	4/11/2007
Minimum Initial	1,000
Annual Report Net Expense Ratio	2.02
Turnover Ratio %	115.78
NAV (Mo-End)	41.93

Risk Reward

Std Dev	21.67
Alpha	2.05
Sharpe Ratio	0.08
Treynor Ratio	-0.77
R-Squared	96.78

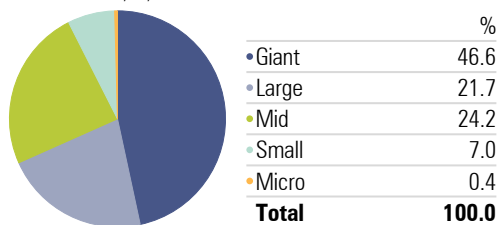
Asset Allocation

Portfolio Date: 4/30/2020



Market Capitalization

Portfolio Date: 4/30/2020



Past performance is not a guarantee of future returns. The value of investments may fall as well as rise and investors may not get back the full amount invested. Any decision to invest should be based on a full reading of the offer document. In case of any discrepancy between this sheet and the offer document in force, the offer document shall prevail.

Portfolio Date: 4/30/2020

Category Equity - Value Fund

Suggested Horizon 3 Years and above

Trailing Returns

Period	Inv	Bmk1
3 months	-16.32	-18.75
6 months	-13.06	-17.30
1 Year	-12.41	-17.09
2 Years	-6.87	-8.14
3 Years	2.53	-0.82
5 Years	7.03	3.49

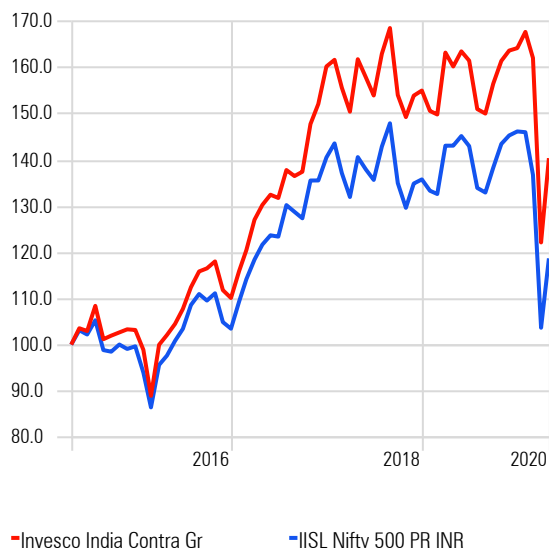
Drawdown

Time Period: 5/1/2017 to 4/30/2020

	Inv	Bmk1
Max Drawdown	-27.58	-29.98
Max Drawdown # of Periods	19.00	19.00
Max Drawdown Peak Date	9/1/2018	9/1/2018
Max Drawdown Valley Date	3/31/2020	3/31/2020

Investment Growth

Time Period: 5/1/2015 to 4/30/2020



Leading Detractors

Time Period: 5/1/2019 to 4/30/2020

	Rescaled Weight	Return	Contribution
Axis Bank Ltd	3.23	-50.48	-2.28
IndusInd Bank Ltd	1.33	-74.17	-1.85
State Bank of India	2.50	-36.49	-1.09
HDFC Bank Ltd	8.97	-12.79	-1.08
Equitas Holding Ltd	1.74	-60.50	-1.02

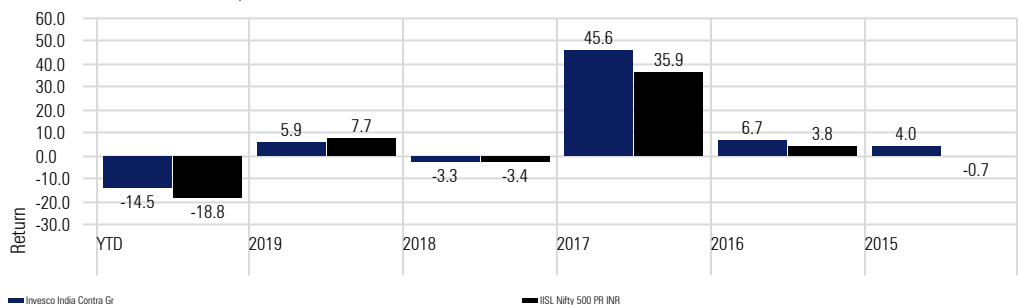
Leading Contributors

Time Period: 5/1/2019 to 4/30/2020

	Rescaled Weight	Return	Contribution
Bharti Airtel Ltd	2.83	60.41	1.36
Indian Railway Catering And Tourism Corp Ltd	0.29	44.86	0.73
Ajanta Pharma Ltd	1.46	52.03	0.67
Coromandel International Ltd	1.66	38.32	0.60
Apollo Hospitals Enterprise Ltd	2.31	15.27	0.58

Returns

Calculation Benchmark: IISL Nifty 500 PR INR



Sector Allocation

Portfolio Date: 4/30/2020

Basic Materials %	5.41
Consumer Cyclical %	11.88
Financial Services %	25.92
Real Estate %	0.00
Consumer Defensive %	3.38
Healthcare %	11.37
Utilities %	6.58
Communication Services %	4.41
Energy %	11.46
Industrials %	6.67
Technology %	12.93

Portfolio Holdings

Portfolio Date: 4/30/2020

