

ICICI Pru Multicap Gr

Category Equity - Multi Cap

Suggested Horizon 3 Years and above

Investment Objective

To generate capital appreciation through investments in equity & equity related instrument across large cap, mid cap and small cap stocks of various industries. However, there can be no assurance or guarantee that the investment objective of the Scheme would be achieved.

Manager Biography

Sankaran Naren since 10/5/2018

Operations

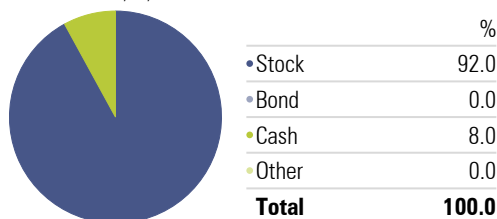
Inception Date	10/1/1994
Minimum Initial	5,000
Annual Report Net Expense Ratio	2.29
Turnover Ratio %	173.21
NAV (Mo-End)	235.39

Risk Reward

Std Dev	20.87
Alpha	-3.57
Sharpe Ratio	-0.19
Treynor Ratio	-6.45
R-Squared	95.28

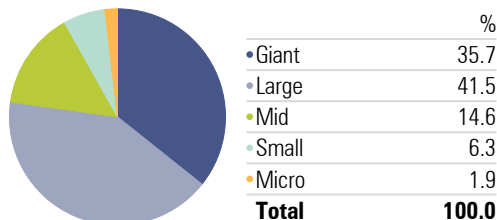
Asset Allocation

Portfolio Date: 4/30/2020



Market Capitalization

Portfolio Date: 4/30/2020



Past performance is not a guarantee of future returns. The value of investments may fall as well as rise and investors may not get back the full amount invested. Any decision to invest should be based on a full reading of the offer document. In case of any discrepancy between this sheet and the offer document in force, the offer document shall prevail.

Portfolio Date: 4/30/2020

Trailing Returns

Period	Inv	Bmk1
3 months	-21.17	-18.75
6 months	-20.10	-17.30
1 Year	-20.39	-17.09
2 Years	-8.06	-8.14
3 Years	-2.93	-0.82
5 Years	3.62	3.49

Drawdown

Time Period: 5/1/2017 to 4/30/2020

	Inv	Bmk1
Max Drawdown	-32.48	-29.98
Max Drawdown # of Periods	19.00	19.00
Max Drawdown Peak Date	9/1/2018	9/1/2018
Max Drawdown Valley Date	3/31/2020	3/31/2020

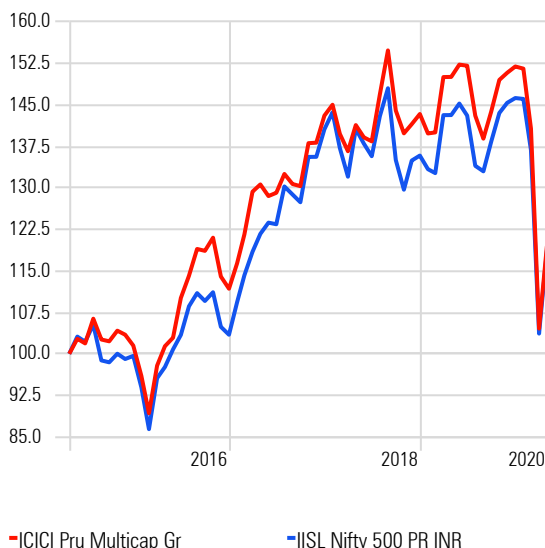
Leading Detractors

Time Period: 5/1/2019 to 4/30/2020

	Rescaled Weight	Return Contribution
Oil & Natural Gas Corp Ltd	3.95	-48.47
NTPC Ltd	6.54	-26.64
ITC Ltd	3.86	-38.37
Vedanta Ltd	2.41	-44.44
Indian Oil Corp Ltd	1.99	-43.39

Investment Growth

Time Period: 5/1/2015 to 4/30/2020



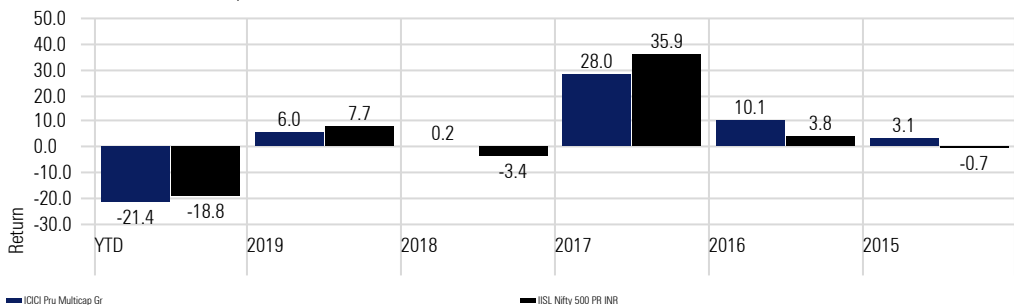
Leading Contributors

Time Period: 5/1/2019 to 4/30/2020

	Rescaled Weight	Return Contribution
Bharti Airtel Ltd	6.03	60.41
Infosys Ltd	4.12	-2.23
Asian Paints Ltd	1.13	15.20
Alkem Laboratories Ltd	0.61	44.21
HDFC Life Insurance Co Ltd	0.47	41.81

Returns

Calculation Benchmark: IISL Nifty 500 PR INR



Sector Allocation

Portfolio Date: 4/30/2020

Basic Materials %	6.73
Consumer Cyclical %	9.88
Financial Services %	31.73
Real Estate %	1.17
Consumer Defensive %	2.69
Healthcare %	6.84
Utilities %	8.15
Communication Services %	9.24
Energy %	8.97
Industrials %	7.62
Technology %	7.00

Portfolio Holdings

Portfolio Date: 4/30/2020

