

Invesco India Mid Cap Gr

Investment Objective

The Scheme seeks to generate capital appreciation by investing predominantly in Midcap companies.

Manager Biography

Pranav Gokhale since 29-03-2018

Operations

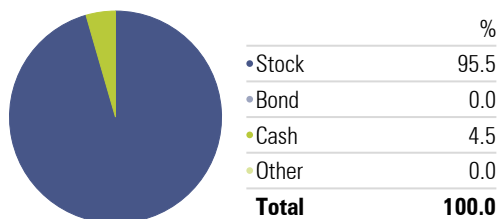
Inception Date	19-04-2007
Minimum Initial	1,000
Annual Report Net Expense Ratio	2.57
Turnover Ratio %	60.79
NAV (Mo-End)	44.11

Risk Reward

Std Dev	22.01
Alpha	5.28
Sharpe Ratio	-0.01
Treynor Ratio	-3.10
R-Squared	96.52

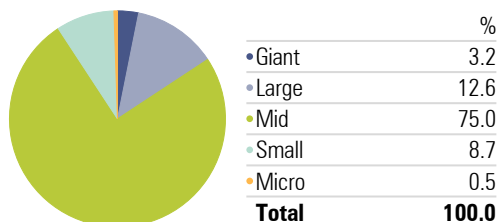
Asset Allocation

Portfolio Date: 30-04-2020



Market Capitalization

Portfolio Date: 30-04-2020



Past performance is not a guarantee of future returns. The value of investments may fall as well as rise and investors may not get back the full amount invested. Any decision to invest should be based on a full reading of the offer document. In case of any discrepancy between this sheet and the offer document in force, the offer document shall prevail.

Portfolio Date: 30-04-2020

Category Equity - Midcap

Trailing Returns

Period	Inv	Bmk1
3 months	-16.88	-25.03
6 months	-10.07	-19.72
1 Year	-8.43	-23.14
2 Years	-5.87	-18.43
3 Years	0.52	-9.28
5 Years	5.58	1.25

Drawdown

Time Period: 01-05-2017 to 30-04-2020

	Inv	Bmk1
Max Drawdown	-25.91	-43.29
Max Drawdown # of Periods	2.00	27.00
Max Drawdown Peak Date	01-02-2020	01-01-2018
Max Drawdown Valley Date	31-03-2020	31-03-2020

Leading Detractors

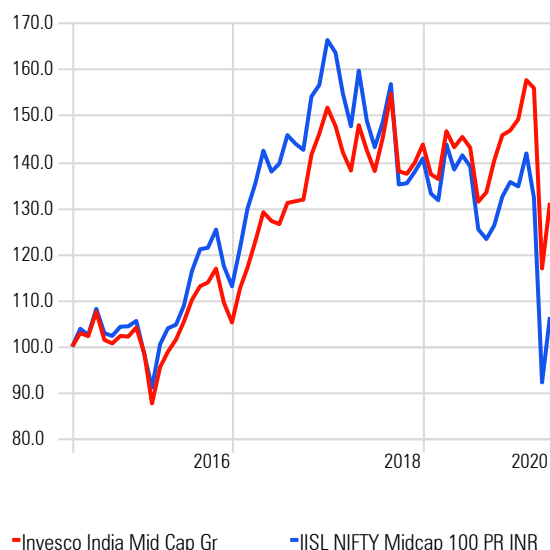
Time Period: 01-05-2019 to 30-04-2020

	Rescaled Weight	Return	Contribution
RBL Bank Ltd	1.73	-51.36	-2.60
Mahindra & Mahindra Financial Services Ltd	1.24	-65.24	-2.21
Cholamandalam Investment and Finance Co Ltd	3.73	-42.11	-1.58
Aditya Birla Fashion and Retail Ltd	3.25	-46.35	-1.45
Phoenix Mills Ltd	0.50	-37.45	-0.93

Suggested Horizon 3 Years and above

Investment Growth

Time Period: 01-05-2015 to 30-04-2020



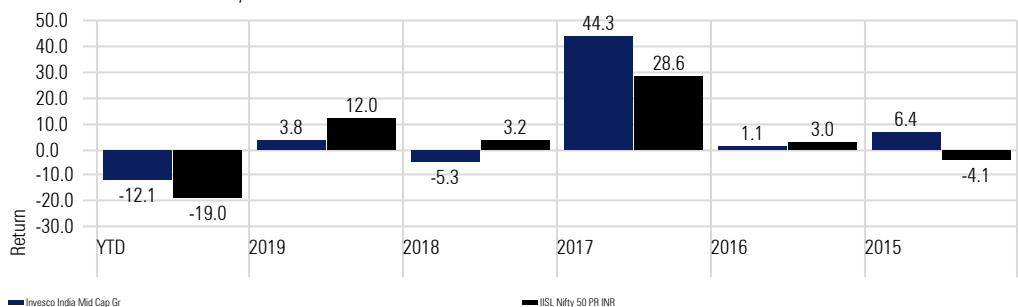
Leading Contributors

Time Period: 01-05-2019 to 30-04-2020

	Rescaled Weight	Return	Contribution
Indian Railway Catering And Tourism Corp Ltd	0.58	98.79	2.23
Whirlpool of India Ltd	3.86	48.64	1.61
Indraprastha Gas Ltd	3.23	53.36	1.46
Coromandel International Ltd	3.51	38.32	1.29
Ajanta Pharma Ltd	2.88	52.03	1.24

Returns

Calculation Benchmark: IISL Nifty 50 PR INR



Sector Allocation

Portfolio Date: 30-04-2020

Basic Materials %	11.24
Consumer Cyclical %	18.34
Financial Services %	14.86
Real Estate %	1.70
Consumer Defensive %	0.28
Healthcare %	14.61
Utilities %	11.72
Communication Services %	2.44
Energy %	0.00
Industrials %	13.52
Technology %	11.28

Portfolio Holdings

Portfolio Date: 30-04-2020

