

UTI Mastershare Unit Reg Gr

Investment Objective

The objective of the scheme is to generate long term capital appreciation by investing predominantly in equity and equity related securities of large cap companies. However, there can be no assurance or guarantee that the investm ent objective of the scheme would be achieved.

Manager Biography

Swati Kulkarni since 11/1/2006

Operations

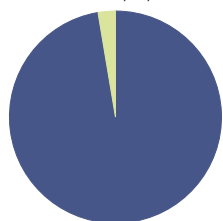
Inception Date	10/15/1986
Minimum Initial	100
Annual Report Net Expense Ratio	2.36
Turnover Ratio %	14.87
NAV (Mo-End)	108.68

Risk Reward

Std Dev	19.25
Alpha	-0.72
Sharpe Ratio	0.02
Treynor Ratio	-1.66
R-Squared	98.65

Asset Allocation

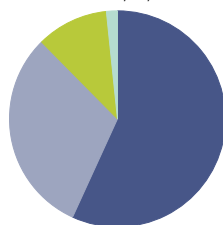
Portfolio Date: 4/30/2020



Stock	97.3
Bond	0.0
Cash	0.0
Other	2.6
Total	100.0

Market Capitalization

Portfolio Date: 4/30/2020



Giant	56.8
Large	30.8
Mid	10.8
Small	1.6
Micro	0.0
Total	100.0

Past performance is not a guarantee of future returns. The value of investments may fall as well as rise and investors may not get back the full amount invested. Any decision to invest should be based on a full reading of the offer document. In case of any discrepancy between this sheet and the offer document in force, the offer document shall prevail.

Portfolio Date: 4/30/2020

Category Equity - Largecap

Suggested Horizon 3 Years and above

Trailing Returns

Period	Inv	Bmk1
3 months	-15.94	-17.57
6 months	-13.49	-16.99
1 Year	-11.48	-16.07
2 Years	-4.27	-4.18
3 Years	1.76	1.95
5 Years	3.99	3.80

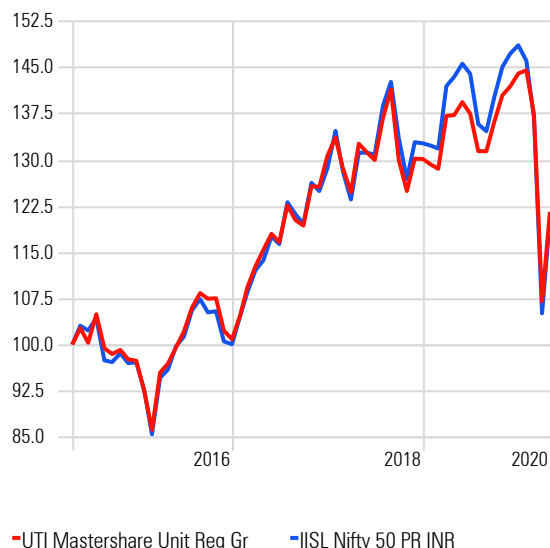
Drawdown

Time Period: 5/1/2017 to 4/30/2020

	Inv	Bmk1
Max Drawdown	-25.97	-28.82
Max Drawdown # of Periods	2.00	3.00
Max Drawdown Peak Date	2/1/2020	1/1/2020
Max Drawdown Valley Date	3/31/2020	3/31/2020

Investment Growth

Time Period: 5/1/2015 to 4/30/2020



Leading Detractors

Time Period: 5/1/2019 to 4/30/2020

	Rescaled Weight	Return	Contribution
Axis Bank Ltd	3.56	-41.89	-1.60
ITC Ltd	2.71	-38.37	-1.18
State Bank of India	2.25	-38.48	-1.08
GAIL (India) Ltd	1.68	-42.76	-0.96
HDFC Bank Ltd	8.79	-12.79	-0.92

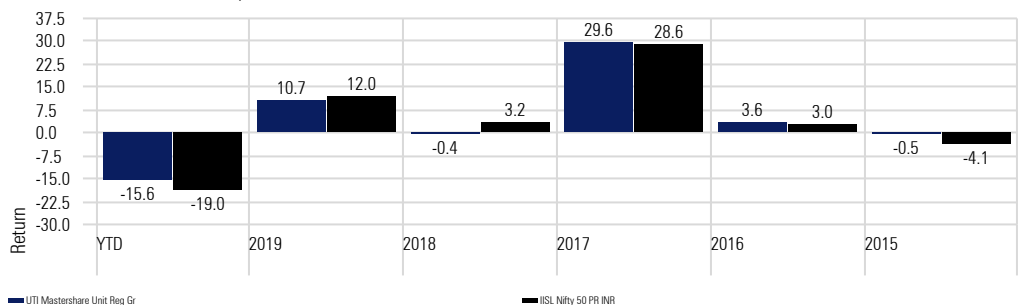
Leading Contributors

Time Period: 5/1/2019 to 4/30/2020

	Rescaled Weight	Return	Contribution
Bharti Airtel Ltd	3.55	60.41	1.70
Sanofi India Ltd	1.80	37.95	0.58
Divi's Laboratories Ltd	0.70	41.13	0.44
Asian Paints Ltd	2.05	21.60	0.39
GlaxoSmithKline Consumer Healthcare Ltd	0.48	29.44	0.37

Returns

Calculation Benchmark: IISL Nifty 50 PR INR



Sector Allocation

Portfolio Date: 4/30/2020

Basic Materials %	7.72
Consumer Cyclical %	10.43
Financial Services %	31.31
Real Estate %	0.00
Consumer Defensive %	5.14
Healthcare %	9.95
Utilities %	2.04
Communication Services %	5.73
Energy %	6.89
Industrials %	6.70
Technology %	14.08

Portfolio Holdings

Portfolio Date: 4/30/2020

