

## HDFC Top 100 Gr

### Investment Objective

To provide long-term capital appreciation/income by investing predominantly in Large-Cap companies. There is no assurance that the investment objective of the Scheme will be realized.

### Manager Biography

Prashant Jain since 6/19/2003

### Operations

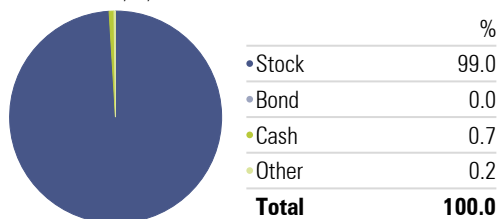
Inception Date	10/11/1996
Minimum Initial	5,000
Annual Report Net Expense Ratio	2.12
Turnover Ratio %	17.38
NAV (Mo-End)	390.87

### Risk Reward

Std Dev	21.35
Alpha	-4.02
Sharpe Ratio	-0.13
Treynor Ratio	-5.11
R-Squared	94.59

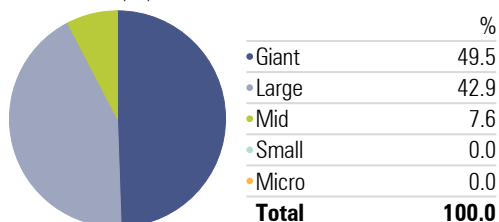
### Asset Allocation

Portfolio Date: 4/30/2020



### Market Capitalization

Portfolio Date: 4/30/2020



Past performance is not a guarantee of future returns. The value of investments may fall as well as rise and investors may not get back the full amount invested. Any decision to invest should be based on a full reading of the offer document. In case of any discrepancy between this sheet and the offer document in force, the offer document shall prevail.

Portfolio Date: 4/30/2020

## Category Equity - Largecap

### Trailing Returns

Period	Inv	Bmk1
3 months	-19.62	-17.57
6 months	-21.30	-16.99
1 Year	-22.31	-16.07
2 Years	-6.88	-4.18
3 Years	-1.87	1.95
5 Years	3.16	3.80

### Drawdown

Time Period: 5/1/2017 to 4/30/2020

	Inv	Bmk1
Max Drawdown	-33.22	-28.59
Max Drawdown # of Periods	9.00	3.00
Max Drawdown Peak Date	7/1/2019	1/1/2020
Max Drawdown Valley Date	3/31/2020	3/31/2020

### Leading Detractors

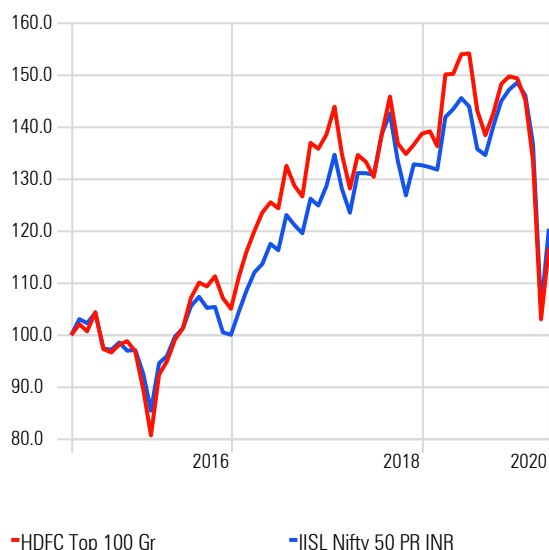
Time Period: 5/1/2019 to 4/30/2020

	Rescaled Weight	Return	Contribution
State Bank of India	7.28	-38.48	-2.56
ITC Ltd	5.06	-38.37	-2.22
Larsen & Toubro Ltd	6.07	-31.57	-1.91
Axis Bank Ltd	3.62	-41.89	-1.88
Coal India Ltd	3.03	-35.33	-1.22

## Suggested Horizon 3 Years and above

### Investment Growth

Time Period: 5/1/2015 to 4/30/2020



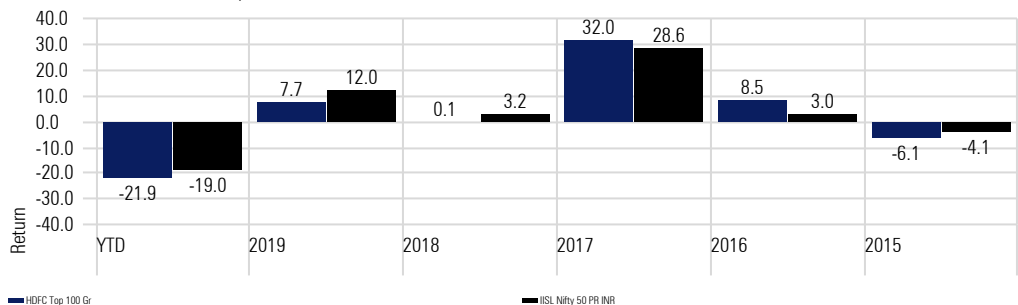
### Leading Contributors

Time Period: 5/1/2019 to 4/30/2020

	Rescaled Weight	Return	Contribution
Reliance Industries Ltd	7.98	5.82	0.60
Housing Development Finance Corp Ltd	2.77	-3.23	0.24
Tata Chemicals Ltd	1.00	14.96	0.17
Bharat Petroleum Corp Ltd	1.96	6.26	0.13
Sun Pharmaceuticals Industries Ltd	1.03	14.90	0.12

### Returns

Calculation Benchmark: IISL Nifty 50 PR INR



### Sector Allocation

Portfolio Date: 4/30/2020

Basic Materials %	4.73
Consumer Cyclical %	0.00
Financial Services %	36.08
Real Estate %	0.00
Consumer Defensive %	6.14
Healthcare %	5.77
Utilities %	9.95
Communication Services %	2.01
Energy %	19.26
Industrials %	8.43
Technology %	7.63

### Portfolio Holdings

Portfolio Date: 4/30/2020

