

## Axis Growth Opportunities Reg Gr

**Category**  
Equity - Large & Mid Cap

**Suggested Horizon**  
3 Years and above

### Investment Objective

To generate long term capital appreciation by investing in a diversified portfolio of Equity & Equity Related Instruments both in India as well as overseas. However, there can be no assurance that the investment objective of the Scheme will be achieved.

### Manager Biography

Jinesh Gopani since 10/22/2018

### Operations

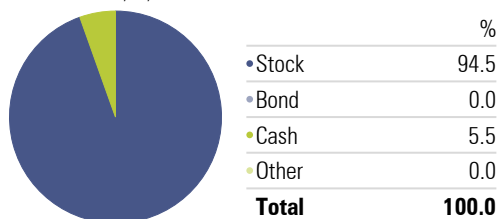
Inception Date	10/22/2018
Minimum Initial	5,000
Annual Report Net Expense Ratio	
Turnover Ratio %	
NAV (Mo-End)	10.60

### Risk Reward

Std Dev
Alpha
Sharpe Ratio
Treynor Ratio
R-Squared

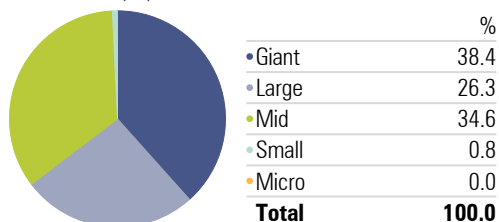
### Asset Allocation

Portfolio Date: 4/30/2020



### Market Capitalization

Portfolio Date: 4/30/2020



Past performance is not a guarantee of future returns. The value of investments may fall as well as rise and investors may not get back the full amount invested. Any decision to invest should be based on a full reading of the offer document. In case of any discrepancy between this sheet and the offer document in force, the offer document shall prevail.

Portfolio Date: 4/30/2020

### Trailing Returns

Period	Inv	Bmk1
3 months	-13.54	-18.75
6 months	-10.17	-17.30
1 Year	-2.21	-17.09
2 Years		-8.14
3 Years		-0.82
5 Years		3.49

### Drawdown

Time Period: 5/1/2017 to 4/30/2020

	Inv	Bmk1
Max Drawdown		-29.98
Max Drawdown # of Periods		19.00
Max Drawdown Peak Date		9/1/2018
Max Drawdown Valley Date		3/31/2020

### Leading Detractors

Time Period: 5/1/2019 to 4/30/2020

	Rescaled Weight	Return	Contribution
Bandhan Bank Ltd	4.13	-55.77	-4.09
Bajaj Finance Ltd	4.89	-24.78	-2.47
Cummins India Ltd	3.37	-46.75	-1.98
Sundaram Finance Ltd	3.24	-11.39	-1.17
Cholamandalam Investment and Finance Co Ltd	1.36	-40.32	-1.16

### Investment Growth

Time Period: 10/23/2018 to 4/30/2020



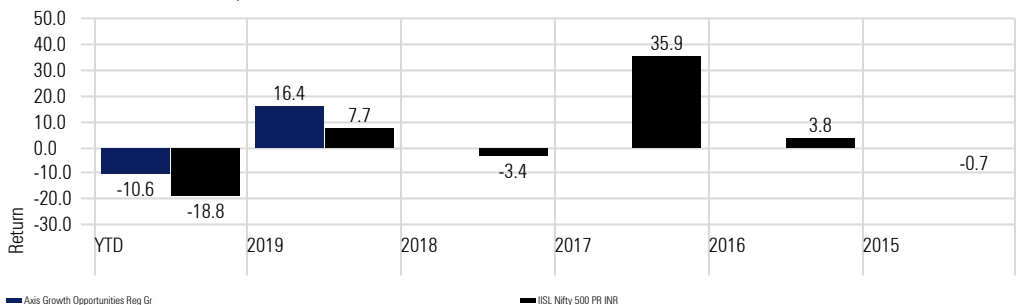
### Leading Contributors

Time Period: 5/1/2019 to 4/30/2020

	Rescaled Weight	Return	Contribution
Info Edge (India) Ltd	6.31	32.12	2.33
Avenue Supermarts Ltd	3.76	83.74	2.26
PI Industries Ltd	4.74	52.61	2.15
Torrent Power Ltd	5.64	38.29	1.74
ICICI Bank Ltd	1.41	48.06	0.67

### Returns

Calculation Benchmark: IISL Nifty 500 PR INR



### Sector Allocation

Portfolio Date: 4/30/2020

Basic Materials %	11.36
Consumer Cyclical %	14.87
Financial Services %	26.00
Real Estate %	0.00
Consumer Defensive %	10.44
Healthcare %	7.05
Utilities %	6.32
Communication Services %	10.10
Energy %	0.00
Industrials %	4.91
Technology %	8.95

### Portfolio Holdings

Portfolio Date: 4/30/2020

