

Kotak Focused Equity Reg Gr

Investment Objective

The investment objective of the scheme is to generate long term capital appreciation/income by investing in equity & equity related instruments across market capitalization of up to 30 companies. However, there is no assurance that the objective of the scheme will be realized.

Manager Biography

Shibani Kurian since 7/10/2019

Operations

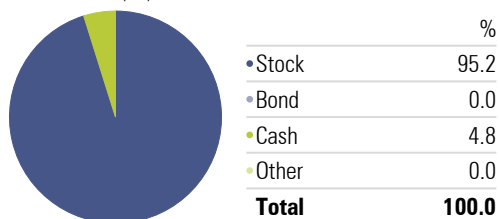
Inception Date	7/16/2019
Minimum Initial	5,000
Annual Report Net Expense Ratio	
Turnover Ratio %	
NAV (Mo-End)	9.06

Risk Reward

Std Dev
Alpha
Sharpe Ratio
Treynor Ratio
R-Squared

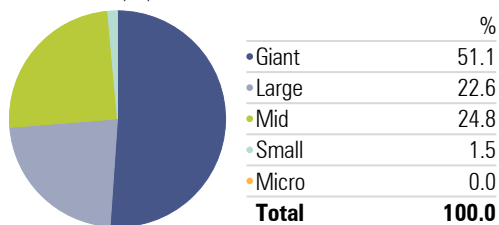
Asset Allocation

Portfolio Date: 4/30/2020



Market Capitalization

Portfolio Date: 4/30/2020



Past performance is not a guarantee of future returns. The value of investments may fall as well as rise and investors may not get back the full amount invested. Any decision to invest should be based on a full reading of the offer document. In case of any discrepancy between this sheet and the offer document in force, the offer document shall prevail.

Portfolio Date: 4/30/2020

Category Equity - Focused

Suggested Horizon 3 Years and above

Trailing Returns

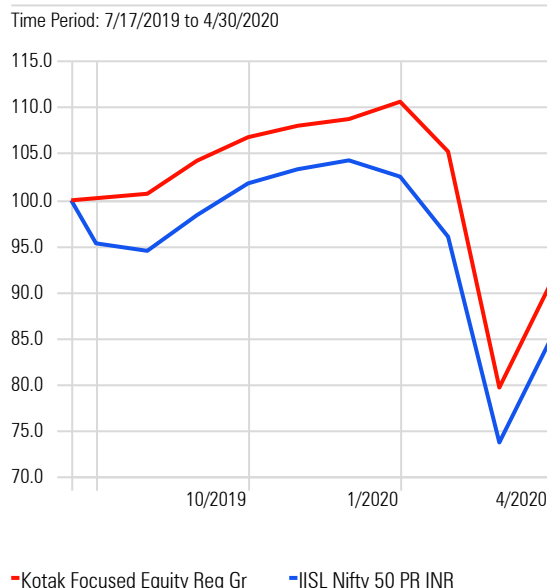
Period	Inv	Bmk1
3 months	-18.17	-17.57
6 months	-15.22	-16.99
1 Year		-16.07
2 Years		-4.18
3 Years		1.95
5 Years		3.80

Drawdown

Time Period: 5/1/2017 to 4/30/2020

	Inv	Bmk1
Max Drawdown		-28.87
Max Drawdown # of Periods		3.00
Max Drawdown Peak Date		1/1/2020
Max Drawdown Valley Date		3/31/2020

Investment Growth



Leading Detractors

Time Period: 5/1/2019 to 4/30/2020

	Rescaled Weight	Return	Contribution
Larsen & Toubro Ltd	5.75	-31.57	-1.85
Axis Bank Ltd	3.01	-41.89	-1.57
Kalpataru Power Transmission Ltd	1.42	-48.06	-1.50
HDFC Bank Ltd	10.79	-12.79	-1.19
State Bank of India	1.80	-30.44	-1.05

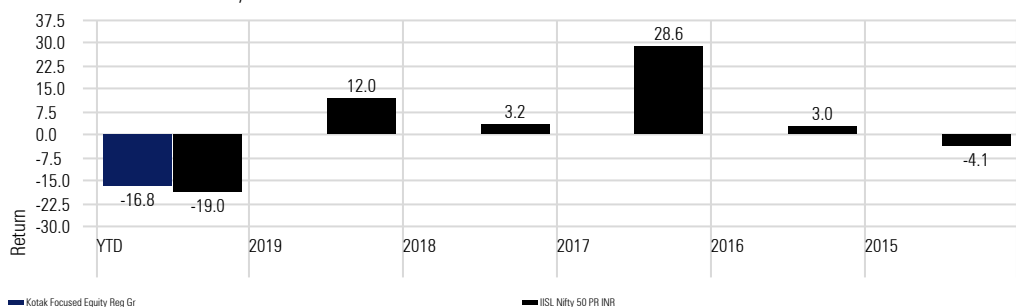
Leading Contributors

Time Period: 5/1/2019 to 4/30/2020

	Rescaled Weight	Return	Contribution
HDFC Asset Management Company Limited	0.88	66.61	1.19
Hindustan Unilever Ltd	4.36	26.68	1.04
Gujarat Gas Ltd	1.58	65.50	0.87
Housing Development Finance Corp Ltd	3.11	16.02	0.72
HDFC Life Insurance Co Ltd	2.65	23.90	0.67

Returns

Calculation Benchmark: IISL Nifty 50 PR INR



Sector Allocation

Portfolio Date: 4/30/2020

Basic Materials %	11.37
Consumer Cyclical %	8.63
Financial Services %	32.81
Real Estate %	0.00
Consumer Defensive %	5.44
Healthcare %	3.04
Utilities %	5.36
Communication Services %	5.10
Energy %	11.02
Industrials %	7.15
Technology %	10.08

Portfolio Holdings

