

DSP Tax Saver Reg Gr

Investment Objective

The primary investment objective of the Scheme is to seek to generate medium to long-term capital appreciation from a diversified portfolio that is substantially constituted of equity and equity related securities of corporates, and to enable investors to avail of a deduction from total income, as permitted under the Income Tax Act, 1961 from time to time.

Manager Biography

Rohit Singhania since 7/16/2015

Operations

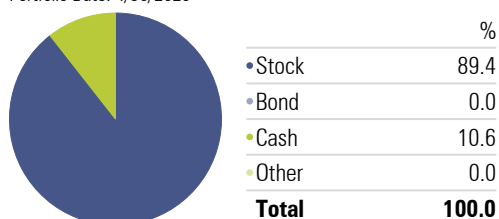
Inception Date	1/18/2007
Minimum Initial	500
Annual Report Net Expense Ratio	2.11
Turnover Ratio %	115.12
NAV (Mo-End)	42.23

Risk Reward

Std Dev	21.72
Alpha	-1.65
Sharpe Ratio	-0.04
Treynor Ratio	-3.32
R-Squared	96.56

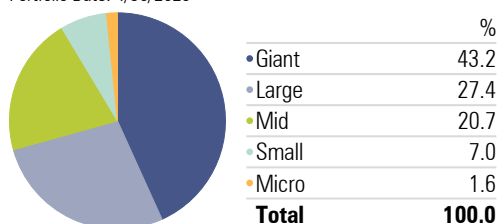
Asset Allocation

Portfolio Date: 4/30/2020



Market Capitalization

Portfolio Date: 4/30/2020



Past performance is not a guarantee of future returns. The value of investments may fall as well as rise and investors may not get back the full amount invested. Any decision to invest should be based on a full reading of the offer document. In case of any discrepancy between this sheet and the offer document in force, the offer document shall prevail.

Portfolio Date: 4/30/2020

Category Equity - ELSS

Suggested Horizon 3 Years and above

Trailing Returns

Period	Inv	Bmk1
3 months	-18.67	
6 months	-17.16	-17.30
1 Year	-12.83	-17.09
2 Years	-5.38	-8.14
3 Years		-0.82
5 Years		3.49

Drawdown

Time Period: 5/1/2017 to 4/30/2020

	Inv	Bmk1
Max Drawdown	-29.03	-29.98
Max Drawdown # of Periods	2.00	19.00
Max Drawdown Peak Date	2/1/2020	9/1/2018
Max Drawdown Valley Date	3/31/2020	3/31/2020

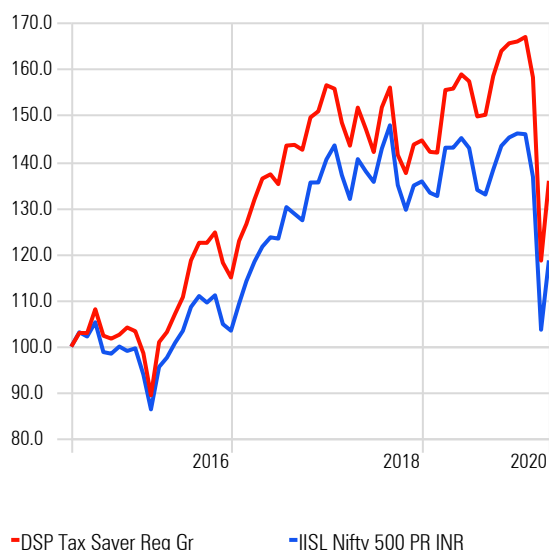
Leading Detractors

Time Period: 5/1/2019 to 4/30/2020

	Rescaled Weight	Return	Contribution
Axis Bank Ltd	5.72	-41.89	-2.87
Oil & Natural Gas Corp Ltd	1.52	-48.47	-1.12
GAIL (India) Ltd	1.22	-42.76	-0.97
Larsen & Toubro Ltd	2.77	-38.41	-0.90
Varroc Engineering Ltd Ordinary Shares	0.79	-70.42	-0.74

Investment Growth

Time Period: 5/1/2015 to 4/30/2020



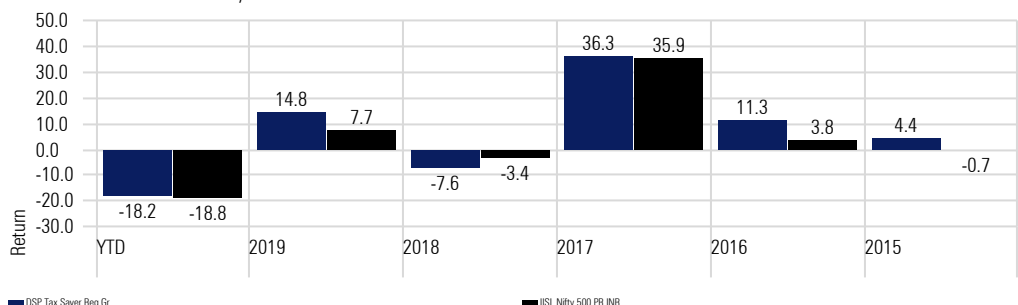
Leading Contributors

Time Period: 5/1/2019 to 4/30/2020

	Rescaled Weight	Return	Contribution
Bharti Airtel Ltd	3.17	52.34	1.56
Ipca Laboratories Ltd	2.18	70.76	1.20
J.B. Chemicals & Pharmaceuticals Ltd	1.44	66.92	0.78
SBI Life Insurance Co Ltd	0.95	50.11	0.73
Reliance Industries Ltd	3.90	5.82	0.64

Returns

Calculation Benchmark: IISL Nifty 500 PR INR



Sector Allocation

Portfolio Date: 4/30/2020

Basic Materials %	11.46
Consumer Cyclical %	11.13
Financial Services %	32.13
Real Estate %	0.75
Consumer Defensive %	2.68
Healthcare %	8.93
Utilities %	4.12
Communication Services %	8.01
Energy %	7.80
Industrials %	6.60
Technology %	6.39

Portfolio Holdings

Portfolio Date: 4/30/2020

