

Kotak Savings Fund Reg Gr

Category
Debt - Ultra Short Term

Suggested Horizon
3 to 6 Months

Investment Objective

The investment objective of the Scheme is to generate returns through investments in debt and money market instruments with a view to reduce the interest rate risk. However, there is no assurance or guarantee that the investment objective of the scheme will be achieved.

Manager Biography

Deepak Agrawal since 4/15/2008

Scheme Details

Inception Date	8/13/2004
Minimum Initial	5,000
Annual Report Net Expense Ratio	0.68
NAV (Mo-End)	32.26
Exit Fee	0.00

Portfolio Characteristics

Modified Duration	0.42
Avg Eff Maturity	0.45
Yield to Maturity	6.25

Kotak Savings Fund Reg Gr - Snapshot

Total Ret Annlzd 3 Yr (Mo-End)	7.20
Std Dev 3 Yr (Mo-End)	0.49
Alpha 3 Yr (Mo-End)	-0.62
Beta 3 Yr (Mo-End)	1.26
Sharpe Ratio 3 Yr (Mo-End)	7.67
Tracking Error 3 Yr (Mo-End)	0.38

Past performance is not a guarantee of future returns. The value of investments may fall as well as rise and investors may not get back the full amount invested. Any decision to invest should be based on a full reading of the offer document. In case of any discrepancy between this sheet and the offer document in force, the offer document shall prevail.

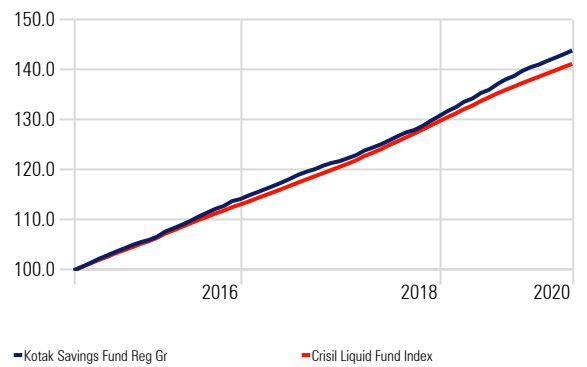
Trailing Returns

Calculation Benchmark: Crisil Liquid Fund Index

	Inv	Bmk1
6 Months	2.91	2.77
1 Years	7.16	6.27
2 Years	7.51	6.95
3 Years	7.20	6.91
5 Years	7.56	7.15

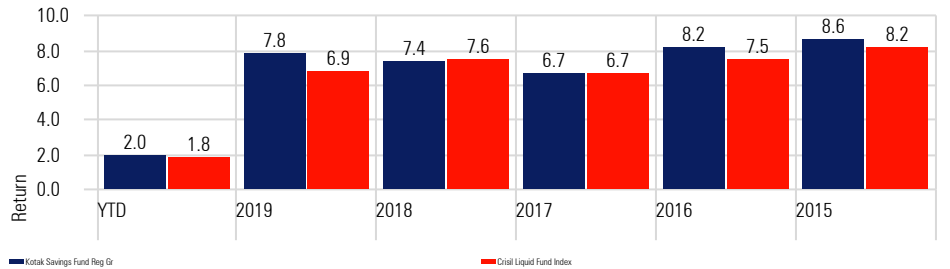
Investment Growth

Time Period: 5/1/2015 to 4/30/2020



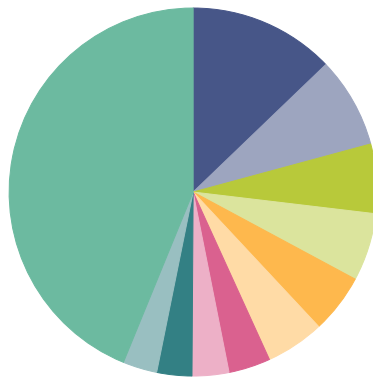
Returns

Calculation Benchmark: Crisil Liquid Fund Index



Portfolio Holdings

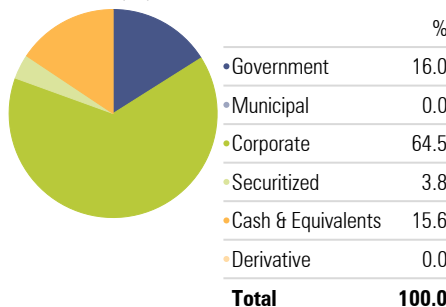
Portfolio Date: 4/30/2020



	%
POWER FINANCE CORPORATION LIMITED	12.8
Rural Electrification Corporation Limited	8.0
Mahindra & Mahindra Financial Services Ltd	6.1
REC LIMITED	6.0
Bharti Telecom Limited	5.2
Reliance Industries Limited	5.1
Rent a Device Trust	3.7
Rural Electrification Corporation Limited	3.2
Vijaya Bank	3.1
RELIABLE DEVICES TRUST	3.0
Other	43.8
Total	100.0

Portfolio Allocation

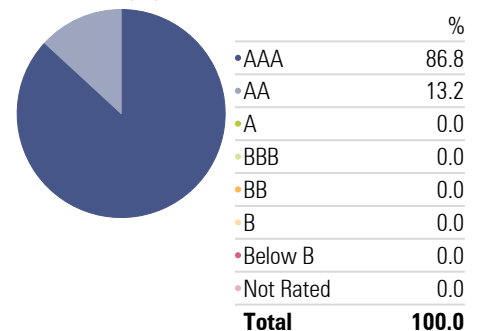
Portfolio Date: 4/30/2020



	%
Government	16.0
Municipal	0.0
Corporate	64.5
Securitized	3.8
Cash & Equivalents	15.6
Derivative	0.0
Total	100.0

Credit Quality

Portfolio Date: 4/30/2020



	%
AAA	86.8
AA	13.2
A	0.0
BBB	0.0
BB	0.0
B	0.0
Below B	0.0
Not Rated	0.0
Total	100.0