

UTI Liquid Cash Plan Reg Gr

Category
Debt - Liquid Fund

Suggested Horizon
Upto 3 Months

Investment Objective

The investment objective of the scheme is to generate steady and reasonable income, with low risk and high level of liquidity from a portfolio of debt & money market instruments. However there can be no assurance that the investment objective of the Scheme will be achieved. The Scheme does not guarantee / indicate any returns.

Manager Biography

Amandeep S. Chopra since 12/14/2006

Amit Sharma since 7/7/2017

Scheme Details

Inception Date	12/11/2003
Minimum Initial	500
Annual Report Net Expense Ratio	0.17
NAV (Mo-End)	3,251.10
Exit Fee	0.01

Portfolio Characteristics

Modified Duration	0.11
Avg Eff Maturity	0.11
Yield to Maturity	4.73

UTI Liquid Cash Plan Reg Gr - Snapshot

Total Ret Annlzd 3 Yr (Mo-End)	6.77
Std Dev 3 Yr (Mo-End)	0.25
Alpha 3 Yr (Mo-End)	0.25
Beta 3 Yr (Mo-End)	0.89
Sharpe Ratio 3 Yr (Mo-End)	13.98
Tracking Error 3 Yr (Mo-End)	0.09

Past performance is not a guarantee of future returns. The value of investments may fall as well as rise and investors may not get back the full amount invested. Any decision to invest should be based on a full reading of the offer document. In case of any discrepancy between this sheet and the offer document in force, the offer document shall prevail.

Portfolio Date: 4/30/2020

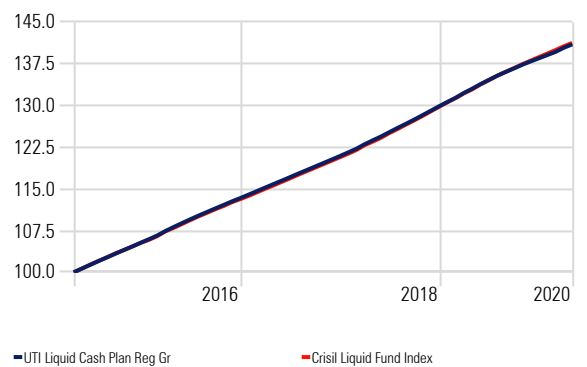
Trailing Returns

Calculation Benchmark: Crisil Liquid Fund Index

	Inv	Bmk1
6 Months	2.66	2.77
1 Years	5.98	6.27
2 Years	6.75	6.95
3 Years	6.77	6.91
5 Years	7.12	7.15

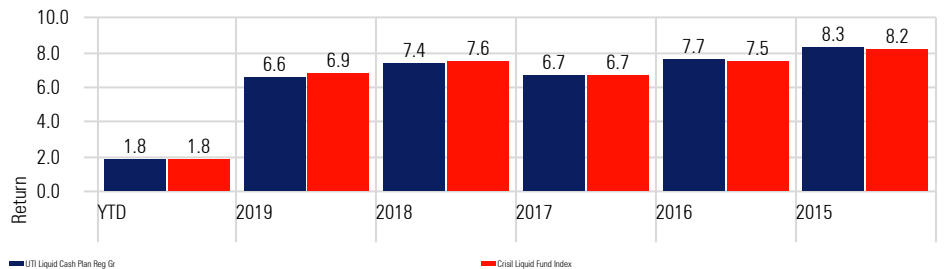
Investment Growth

Time Period: 5/1/2015 to 4/30/2020



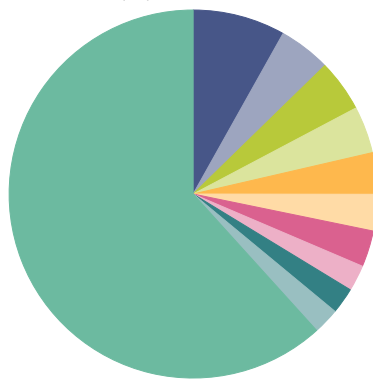
Returns

Calculation Benchmark: Crisil Liquid Fund Index



Portfolio Holdings

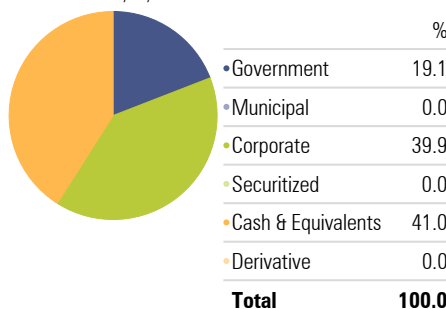
Portfolio Date: 4/30/2020



	%
NATIONAL BANK FOR AGRICULTURE AND RURAL DEVELOPMENT	8.1
91 DTB 09-Jul-2020	4.6
Bharat Petroleum Corporation Limited	4.6
Syndicate Bank	4.1
Reliance Jio Infocomm Limited	3.6
77 DTB 16062020	3.2
Reliance Industries Limited	3.2
Reliance Jio Infocomm Limited	2.3
Vedanta Limited	2.3
Oriental Bank Of Commerce	2.3
Other	61.7
Total	100.0

Portfolio Allocation

Portfolio Date: 4/30/2020



Credit Quality

Portfolio Date: 4/30/2020

