

Nippon India Liquid Gr

Category
Debt - Liquid Fund

Suggested Horizon
Upto 3 Months

Investment Objective

The investment objective of the Scheme is to generate optimal returns consistent with moderate levels of risk and high liquidity by investing in debt and money market instruments.

Manager Biography

Anju Chhajaj since 01-10-2013

Kinjal Desai since 25-05-2018

Scheme Details

Inception Date	09-12-2003
Minimum Initial	100
Annual Report Net Expense Ratio	0.21
NAV (Mo-End)	4,844.74
Exit Fee	0.01

Portfolio Characteristics

Modified Duration	0.12
Avg Eff Maturity	0.13
Yield to Maturity	4.76

Nippon India Liquid Gr - Snapshot

Total Ret Annlzd 3 Yr (Mo-End)	6.83
Std Dev 3 Yr (Mo-End)	0.24
Alpha 3 Yr (Mo-End)	0.31
Beta 3 Yr (Mo-End)	0.89
Sharpe Ratio 3 Yr (Mo-End)	14.22
Tracking Error 3 Yr (Mo-End)	0.09

Past performance is not a guarantee of future returns. The value of investments may fall as well as rise and investors may not get back the full amount invested. Any decision to invest should be based on a full reading of the offer document. In case of any discrepancy between this sheet and the offer document in force, the offer document shall prevail.

Portfolio Date: 30-04-2020

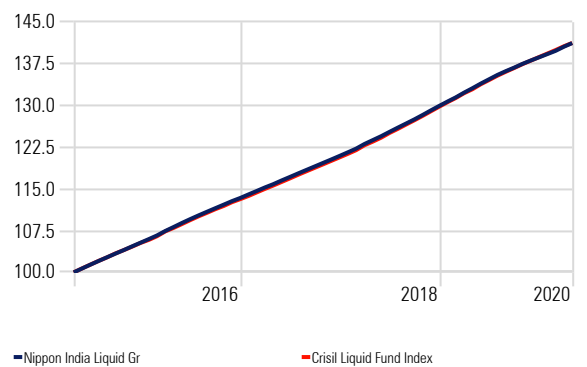
Trailing Returns

Calculation Benchmark: Crisil Liquid Fund Index

	Inv	Bmk1
6 Months	2.72	2.77
1 Years	6.11	6.27
2 Years	6.82	6.95
3 Years	6.83	6.91
5 Years	7.15	7.15

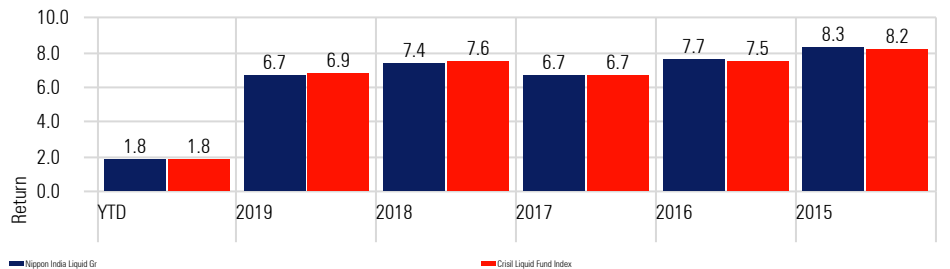
Investment Growth

Time Period: 01-05-2015 to 30-04-2020



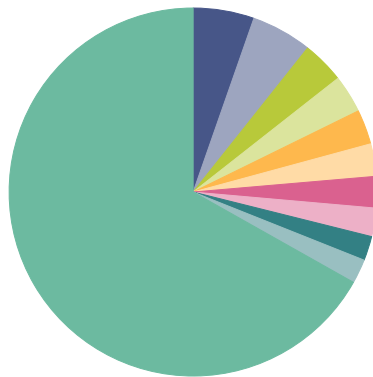
Returns

Calculation Benchmark: Crisil Liquid Fund Index



Portfolio Holdings

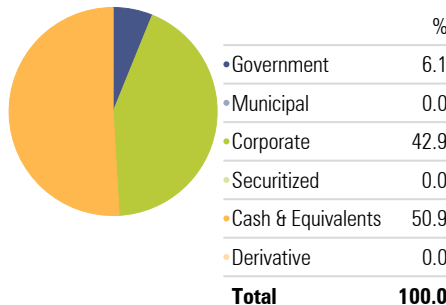
Portfolio Date: 30-04-2020



	%
77 DTB 16062020	5.4
84 DTB 23062020	5.3
7.80% Govt Stock 2020	3.7
Reverse Repo	3.3
Bank Of Baroda	3.0
ICICI Bank Limited	2.9
Bank Of Baroda	2.8
Axis Bank Limited	2.5
Reliance Jio Infocomm Limited	2.1
Bank Of Baroda	2.1
Other	66.8
Total	100.0

Portfolio Allocation

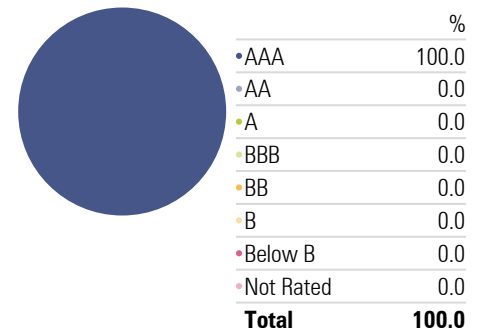
Portfolio Date: 30-04-2020



	%
Government	6.1
Municipal	0.0
Corporate	42.9
Securitized	0.0
Cash & Equivalents	50.9
Derivative	0.0
Total	100.0

Credit Quality

Portfolio Date: 30-04-2020



	%
AAA	100.0
AA	0.0
A	0.0
BBB	0.0
BB	0.0
B	0.0
Below B	0.0
Not Rated	0.0
Total	100.0