

Mirae Asset Cash Management Gr

Category
Debt - Liquid Fund

Suggested Horizon
Upto 3 Months

Investment Objective

The investment objective of the scheme is to generate consistent returns with a high level of liquidity in a judicious portfolio mix comprising of money market and debt instruments. The Scheme does not guarantee any returns.

Manager Biography

Mahendra Jajoo since 08-09-2016

Scheme Details

Inception Date	12-01-2009
Minimum Initial	5,000
Annual Report Net Expense Ratio	0.09
NAV (Mo-End)	2,078.04
Exit Fee	0.01

Portfolio Characteristics

Modified Duration	0.13
Avg Eff Maturity	0.13
Yield to Maturity	4.73

Mirae Asset Cash Management Gr - Snapshot

Total Ret Annlzd 3 Yr (Mo-End)	6.75
Std Dev 3 Yr (Mo-End)	0.24
Alpha 3 Yr (Mo-End)	0.65
Beta 3 Yr (Mo-End)	0.77
Sharpe Ratio 3 Yr (Mo-End)	14.45
Tracking Error 3 Yr (Mo-End)	0.14

Past performance is not a guarantee of future returns. The value of investments may fall as well as rise and investors may not get back the full amount invested. Any decision to invest should be based on a full reading of the offer document. In case of any discrepancy between this sheet and the offer document in force, the offer document shall prevail.

Portfolio Date: 30-04-2020

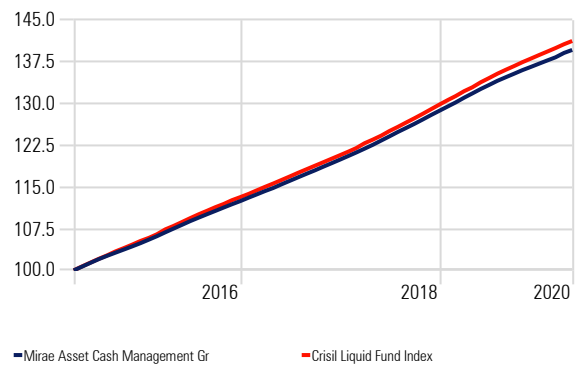
Trailing Returns

Calculation Benchmark: Crisil Liquid Fund Index

	Inv	Bmk1
6 Months	2.66	2.77
1 Years	5.94	6.27
2 Years	6.74	6.95
3 Years	6.75	6.91
5 Years	6.91	7.15

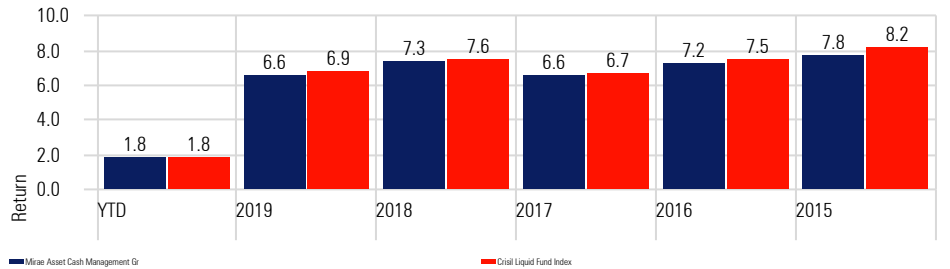
Investment Growth

Time Period: 01-05-2015 to 30-04-2020



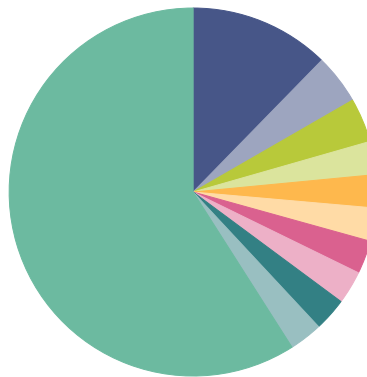
Returns

Calculation Benchmark: Crisil Liquid Fund Index



Portfolio Holdings

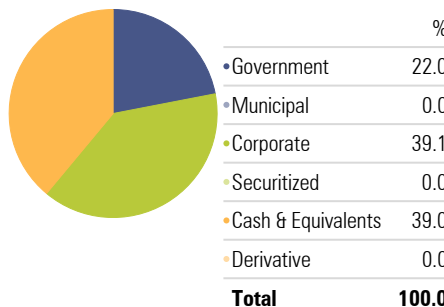
Portfolio Date: 30-04-2020



	%
Reverse Repo	12.3
BANK OF BARODA	4.4
Tri Party Repo	3.9
Oriental Bank Of Commerce	2.9
NATIONAL BANK FOR AGRICULTURE AND RURAL DEVELOPMENT	2.9
Indian Oil Corporation Limited	2.9
NTPC Limited	2.9
BANK OF BARODA	2.9
Vedanta Limited	2.9
Bank of India	2.9
Other	59.0
Total	100.0

Portfolio Allocation

Portfolio Date: 30-04-2020



Credit Quality

Portfolio Date: 30-04-2020

