

Kotak Liquid Reg Gr

Category Debt - Liquid Fund

Suggested Horizon Upto 3 Months

Investment Objective

The investment objective of the Scheme is to provide reasonable returns and high level of liquidity by investing in debt instruments such as bonds, debentures and Government Securities; and money market instruments such as treasury bills, commercial paper, certificate of deposit, including repos in permitted securities of different maturities, so as to spread the risk across different kinds of issuers in the debt markets. The Scheme may invest in call money/ term money market in terms of RBI guidelines in this respect. Subject to the maximum amount permitted from time to time, the Scheme may invest in offshore securities in the manner allowed by SEBI/RBI, provided such investments are in conformity with the investment objective of the Scheme and the prevailing guidelines and Regulations. To reduce the risk of the portfolio,

Manager Biography

Deepak Agrawal since 11-07-2007

Scheme Details

Inception Date	04-11-2003
Minimum Initial	500
Annual Report Net Expense Ratio	0.30
NAV (Mo-End)	4,016.53
Exit Fee	0.01

Portfolio Characteristics

Modified Duration	0.11
Avg Eff Maturity	0.11
Yield to Maturity	4.54

Kotak Liquid Reg Gr - Snapshot

Total Ret Annlzd 3 Yr (Mo-End)	6.70
Std Dev 3 Yr (Mo-End)	0.24
Alpha 3 Yr (Mo-End)	0.42
Beta 3 Yr (Mo-End)	0.82
Sharpe Ratio 3 Yr (Mo-End)	14.00
Tracking Error 3 Yr (Mo-End)	0.12

Past performance is not a guarantee of future returns. The value of investments may fall as well as rise and investors may not get back the full amount invested. Any decision to invest should be based on a full reading of the offer document. In case of any discrepancy between this sheet and the offer document in force, the offer document shall prevail.

Portfolio Date: 30-04-2020

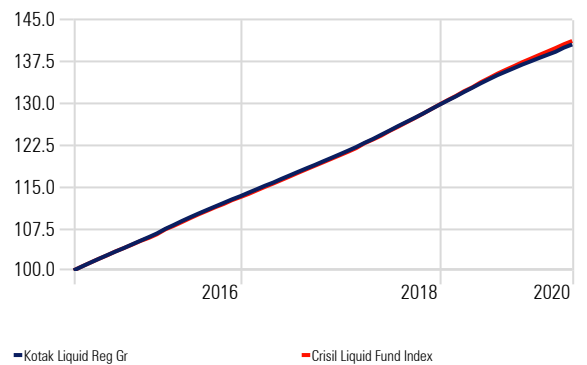
Trailing Returns

Calculation Benchmark: Crisil Liquid Fund Index

	Inv	Bmk1
6 Months	2.63	2.77
1 Years	5.86	6.27
2 Years	6.67	6.95
3 Years	6.70	6.91
5 Years	7.06	7.15

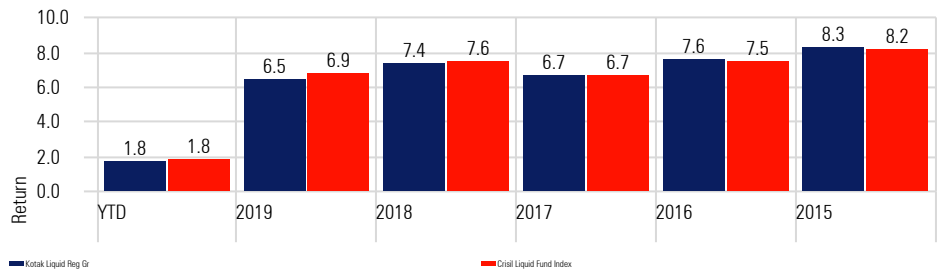
Investment Growth

Time Period: 01-05-2015 to 30-04-2020



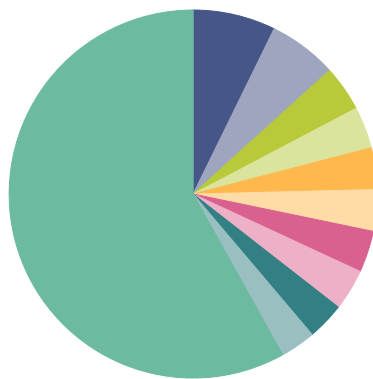
Returns

Calculation Benchmark: Crisil Liquid Fund Index



Portfolio Holdings

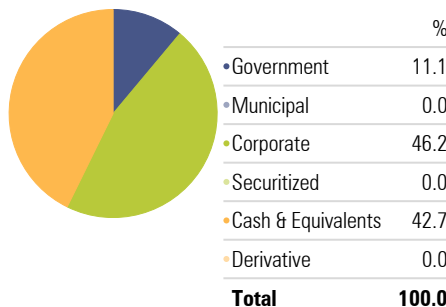
Portfolio Date: 30-04-2020



	%
8.27% Govt Stock 2020	7.3
77 DTB 16062020	6.0
84 DTB 23062020	4.0
Indian Oil Corporation Limited	3.7
Canara Bank	3.7
National Housing Bank	3.7
National Bank For Agriculture And Rural Development	3.6
Power Finance Corporation Ltd.	3.6
Reliance Industries Limited	3.3
Canara Bank	3.1
Other	58.1
Total	100.0

Portfolio Allocation

Portfolio Date: 30-04-2020



Credit Quality

Portfolio Date: 30-04-2020

