

IDFC Cash Reg Gr

Category Debt - Liquid Fund

Suggested Horizon Upto 3 Months

Investment Objective

The Scheme seeks to offer an investment avenue for short term savings by looking to generate returns commensurate with a low risk strategy and with high liquidity, from a portfolio that is invested in debt and money market securities with maturity up to 91 days.

Manager Biography

Anurag Mittal since 09-11-2015

Harshal Joshi since 15-09-2015

Scheme Details

Inception Date	04-06-2008
Minimum Initial	100
Annual Report Net Expense Ratio	0.13
NAV (Mo-End)	2,400.87
Exit Fee	0.01

Portfolio Characteristics

Modified Duration	0.10
Avg Eff Maturity	0.10
Yield to Maturity	4.38

IDFC Cash Reg Gr - Snapshot

Total Ret Annlzd 3 Yr (Mo-End)	6.62
Std Dev 3 Yr (Mo-End)	0.24
Alpha 3 Yr (Mo-End)	0.28
Beta 3 Yr (Mo-End)	0.84
Sharpe Ratio 3 Yr (Mo-End)	13.82
Tracking Error 3 Yr (Mo-End)	0.11

Past performance is not a guarantee of future returns. The value of investments may fall as well as rise and investors may not get back the full amount invested. Any decision to invest should be based on a full reading of the offer document. In case of any discrepancy between this sheet and the offer document in force, the offer document shall prevail.

Portfolio Date: 30-04-2020

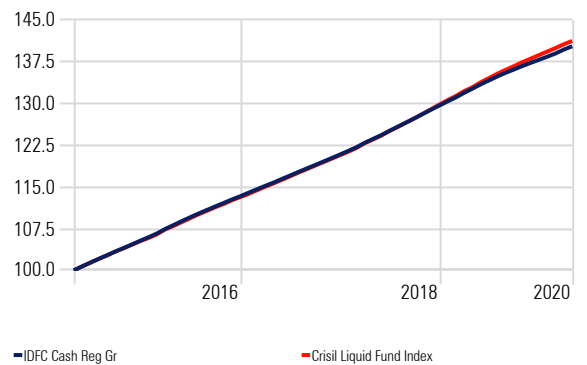
Trailing Returns

Calculation Benchmark: Crisil Liquid Fund Index

	Inv	Bmk1
6 Months	2.59	2.77
1 Years	5.75	6.27
2 Years	6.54	6.95
3 Years	6.62	6.91
5 Years	7.01	7.15

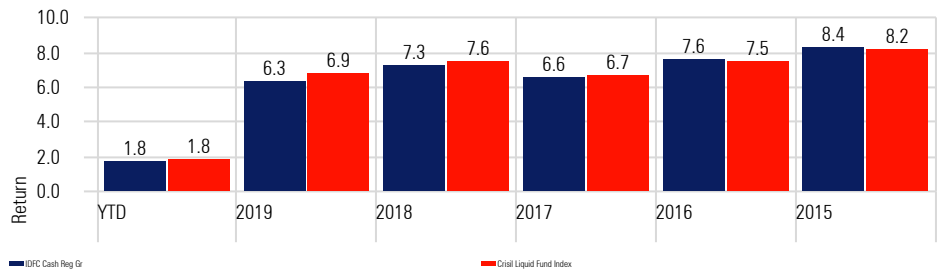
Investment Growth

Time Period: 01-05-2015 to 30-04-2020



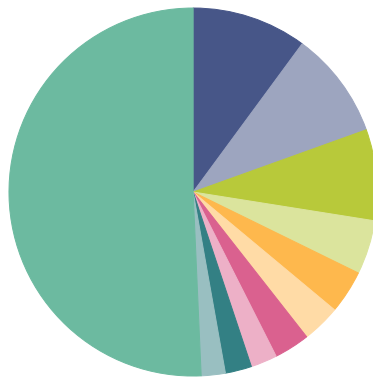
Returns

Calculation Benchmark: Crisil Liquid Fund Index



Portfolio Holdings

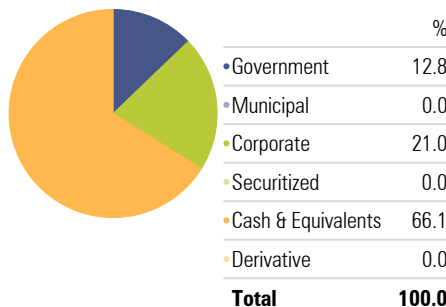
Portfolio Date: 30-04-2020



	%
91 DTB 30062020	10.1
Indian Railway Finance Corporation Limited	9.4
84 DTB 23062020	8.0
HOUSING DEVELOPMENT FINANCE CORPORATION LIMITED	4.7
Indian Oil Corporation Limited	3.8
Indian Oil Corporation Limited	3.4
Power Finance Corporation Ltd.	3.1
NATIONAL BANK FOR AGRICULTURE AND RURAL DEVELOPMENT	2.3
Reliance Industries Limited	2.3
Reliance Jio Infocomm Limited	2.1
Other	50.7
Total	100.0

Portfolio Allocation

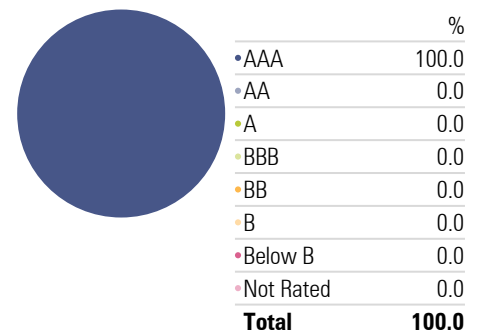
Portfolio Date: 30-04-2020



	%
Government	12.8
Municipal	0.0
Corporate	21.0
Securitized	0.0
Cash & Equivalents	66.1
Derivative	0.0
Total	100.0

Credit Quality

Portfolio Date: 30-04-2020



	%
AAA	100.0
AA	0.0
A	0.0
BBB	0.0
BB	0.0
B	0.0
Below B	0.0
Not Rated	0.0
Total	100.0