

ICICI Pru Liquid Gr

Category Debt - Liquid Fund

Suggested Horizon Upto 3 Months

Investment Objective

The Scheme aims to provide reasonable returns commensurate with low risk and providing a high level of liquidity, through investments made primarily in money market and debt instruments. However, there can be no assurance or guarantee that the investment objective of the Scheme would be achieved.

Manager Biography

Rahul Goswami since 27-09-2012

Rohan Maru since 19-09-2013

Scheme Details

Inception Date	17-11-2005
Minimum Initial	100
Annual Report Net Expense Ratio	0.22
NAV (Mo-End)	293.73
Exit Fee	0.01

Portfolio Characteristics

Modified Duration	0.17
Avg Eff Maturity	0.18
Yield to Maturity	5.04

ICICI Pru Liquid Gr - Snapshot

Total Ret Annlzd 3 Yr (Mo-End)	6.77
Std Dev 3 Yr (Mo-End)	0.25
Alpha 3 Yr (Mo-End)	0.15
Beta 3 Yr (Mo-End)	0.92
Sharpe Ratio 3 Yr (Mo-End)	13.37
Tracking Error 3 Yr (Mo-End)	0.10

Past performance is not a guarantee of future returns. The value of investments may fall as well as rise and investors may not get back the full amount invested. Any decision to invest should be based on a full reading of the offer document. In case of any discrepancy between this sheet and the offer document in force, the offer document shall prevail.

Portfolio Date: 30-04-2020

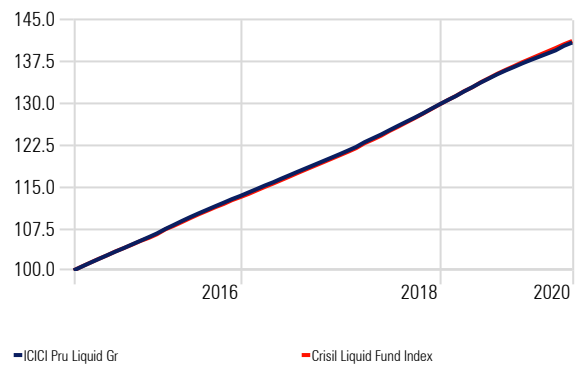
Trailing Returns

Calculation Benchmark: Crisil Liquid Fund Index

	Inv	Bmk1
6 Months	2.72	2.77
1 Years	6.04	6.27
2 Years	6.74	6.95
3 Years	6.77	6.91
5 Years	7.11	7.15

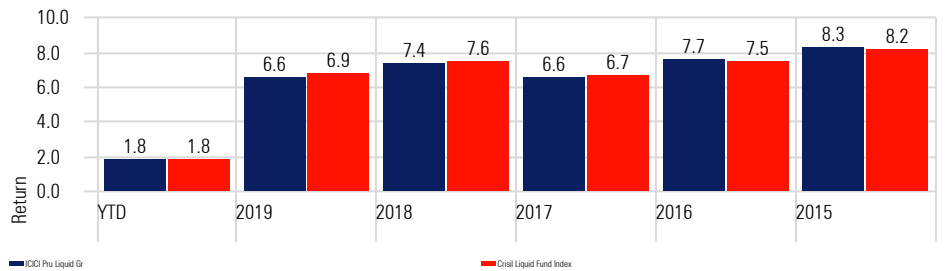
Investment Growth

Time Period: 01-05-2015 to 30-04-2020



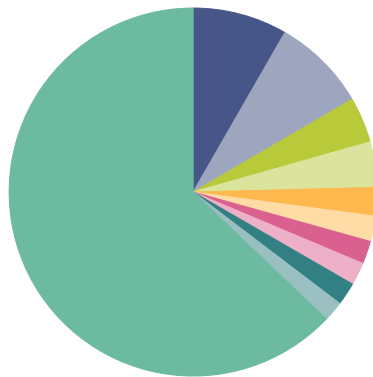
Returns

Calculation Benchmark: Crisil Liquid Fund Index



Portfolio Holdings

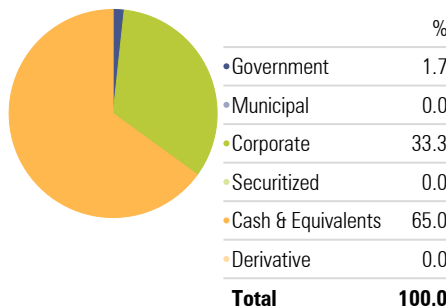
Portfolio Date: 30-04-2020



	%
77 DTB 16062020	8.3
84 DTB 23062020	8.3
Reliance Industries Limited	4.0
National Housing Bank	4.0
Reliance Industries Limited	2.5
Indian Oil Corporation Limited	2.2
Reliance Jio Infocomm Limited	2.0
91 DTB 30062020	2.0
National Bank For Agriculture And Rural Development	2.0
91 DTB 07052020	1.8
Other	62.9
Total	100.0

Portfolio Allocation

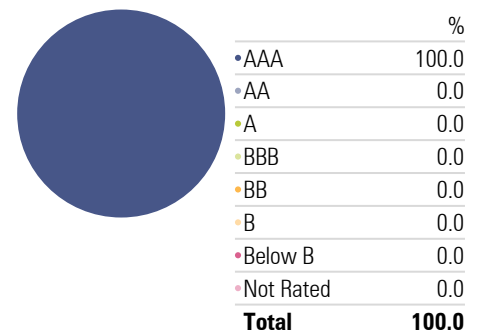
Portfolio Date: 30-04-2020



	%
Government	1.7
Municipal	0.0
Corporate	33.3
Securitized	0.0
Cash & Equivalents	65.0
Derivative	0.0
Total	100.0

Credit Quality

Portfolio Date: 30-04-2020



	%
AAA	100.0
AA	0.0
A	0.0
BBB	0.0
BB	0.0
B	0.0
Below B	0.0
Not Rated	0.0
Total	100.0