

UTI Gilt Reg Gr

Category Debt - GILT Fund

Suggested Horizon 18 Months and above

Investment Objective

The investment objective of the scheme is to generate credit risk-free return through investment in sovereign securities issued by the Central Government and / or State Government and / or any security unconditionally guaranteed by the Central Government and / or State Government for repayment of principal and interest. However there can be no assurance that the investment objective of the Scheme will be achieved. The Scheme does not guarantee / indicate any returns.

Manager Biography

Amandeep S. Chopra since 01-02-2012

Scheme Details

Inception Date	21-01-2002
Minimum Initial	5,000
Annual Report Net Expense Ratio	0.95
NAV (Mo-End)	47.30
Exit Fee	0.00

Portfolio Characteristics

Modified Duration	6.59
Avg Eff Maturity	9.92
Yield to Maturity	6.55

UTI Gilt Reg Gr - Snapshot

Total Ret Annlzd 3 Yr (Mo-End)	8.59
Std Dev 3 Yr (Mo-End)	3.89
Alpha 3 Yr (Mo-End)	-1.52
Beta 3 Yr (Mo-End)	1.15
Sharpe Ratio 3 Yr (Mo-End)	1.31
Tracking Error 3 Yr (Mo-End)	2.08

Past performance is not a guarantee of future returns. The value of investments may fall as well as rise and investors may not get back the full amount invested. Any decision to invest should be based on a full reading of the offer document. In case of any discrepancy between this sheet and the offer document in force, the offer document shall prevail.

Portfolio Date: 30-04-2020

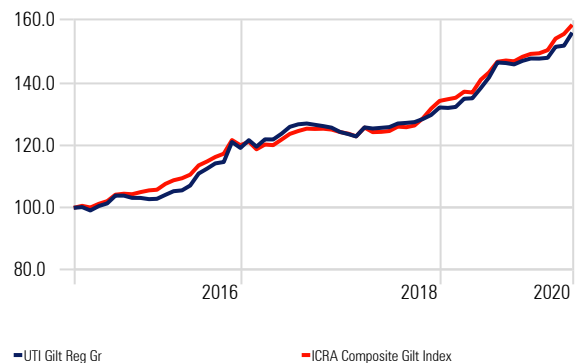
Trailing Returns

Calculation Benchmark: ICRA Composite Gilt Index

	Inv	Bmk1
6 Months	6.14	6.90
1 Years	15.56	15.82
2 Years	11.57	12.98
3 Years	8.59	9.71
5 Years	9.31	9.66

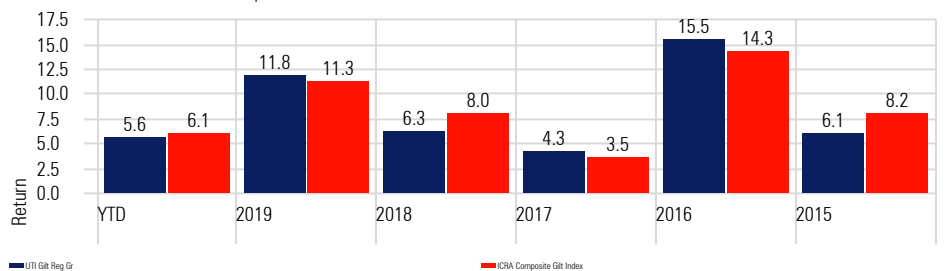
Investment Growth

Time Period: 01-05-2015 to 30-04-2020



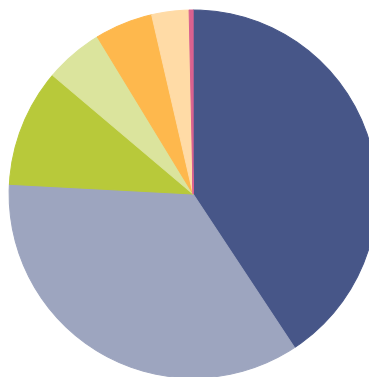
Returns

Calculation Benchmark: ICRA Composite Gilt Index



Portfolio Holdings

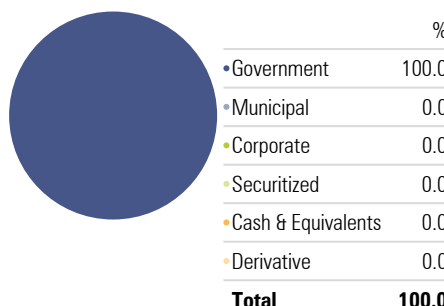
Portfolio Date: 30-04-2020



	%
GOVT STOCK	40.7
GOVT STOCK	35.1
08.15 JK SDL 2030	10.3
07.93 KA SDL 2031	5.1
07.91 KL SDL 2030	5.1
8.13% Govt Stock 2045	3.3
07.24 AS SDL 2030	0.3
Total	100.0

Portfolio Allocation

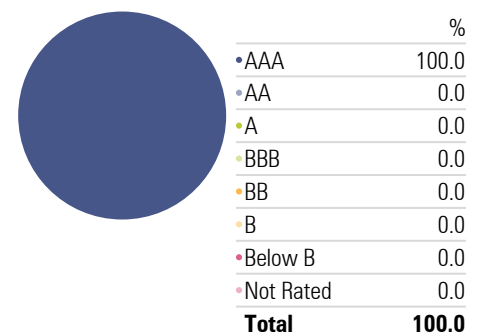
Portfolio Date: 30-04-2020



	%
Government	100.0
Municipal	0.0
Corporate	0.0
Securitized	0.0
Cash & Equivalents	0.0
Derivative	0.0
Total	100.0

Credit Quality

Portfolio Date: 30-04-2020



	%
AAA	100.0
AA	0.0
A	0.0
BBB	0.0
BB	0.0
B	0.0
Below B	0.0
Not Rated	0.0
Total	100.0