

ICICI Pru Gilt Gr

Category Debt - GILT Fund

Suggested Horizon 18 Months and above

Investment Objective

To generate income primarily through investment in Gilts of various maturities. However, there can be no assurance or guarantee that the investment objective of the Scheme would be achieved.

Manager Biography

Rahul Goswami since 27-09-2012

Anuj Tagra since 30-10-2013

Scheme Details

Inception Date	19-08-1999
Minimum Initial	5,000
Annual Report Net Expense Ratio	0.92
NAV (Mo-End)	73.30
Exit Fee	0.00

Portfolio Characteristics

Modified Duration	7.14
Avg Eff Maturity	11.68
Yield to Maturity	6.77

ICICI Pru Gilt Gr - Snapshot

Total Ret Annlzd 3 Yr (Mo-End)	9.17
Std Dev 3 Yr (Mo-End)	4.21
Alpha 3 Yr (Mo-End)	-0.84
Beta 3 Yr (Mo-End)	1.13
Sharpe Ratio 3 Yr (Mo-End)	1.33
Tracking Error 3 Yr (Mo-End)	2.73

Past performance is not a guarantee of future returns. The value of investments may fall as well as rise and investors may not get back the full amount invested. Any decision to invest should be based on a full reading of the offer document. In case of any discrepancy between this sheet and the offer document in force, the offer document shall prevail.

Portfolio Date: 30-04-2020

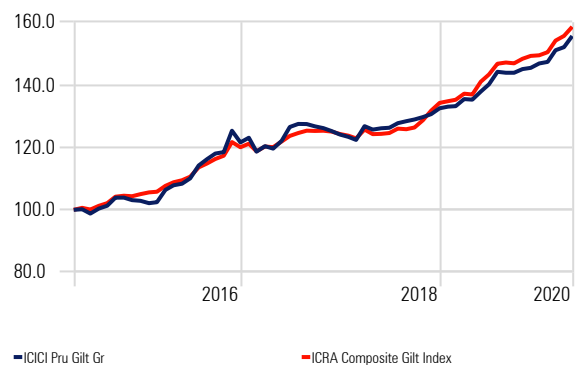
Trailing Returns

Calculation Benchmark: ICRA Composite Gilt Index

	Inv	Bmk1
6 Months	7.29	6.90
1 Years	15.05	15.82
2 Years	11.28	12.98
3 Years	9.17	9.71
5 Years	9.24	9.66

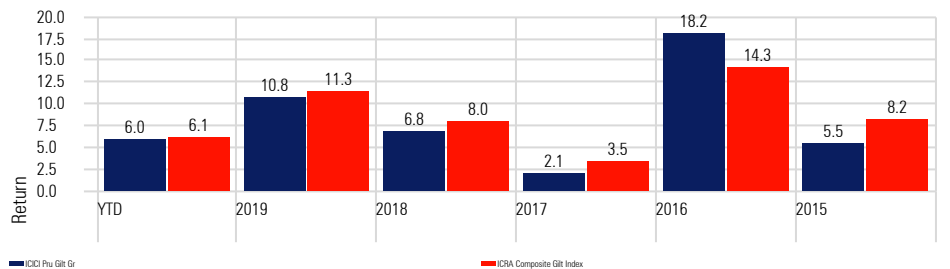
Investment Growth

Time Period: 01-05-2015 to 30-04-2020



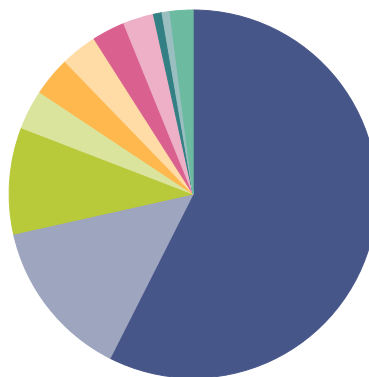
Returns

Calculation Benchmark: ICRA Composite Gilt Index



Portfolio Holdings

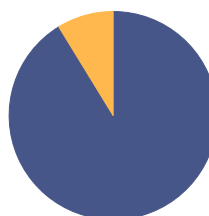
Portfolio Date: 30-04-2020



	%
GOVT STOCK	57.5
GOVT STOCK	14.0
7.16% Govt Stock 2050	9.4
7.26% Govt Stock 2029	3.5
07.95 JK SDL 2030	3.4
08.31 RJ SDL 2027	3.2
08.96 KL SDL 2035	2.9
08.10 JH SDL 2032	2.7
6.83% Govt Stock 2039	0.7
GOVT STOCK	0.7
Other	2.0
Total	100.0

Portfolio Allocation


Portfolio Date: 30-04-2020



	%
Government	91.2
Municipal	0.0
Corporate	0.0
Securitized	0.0
Cash & Equivalents	8.8
Derivative	0.0
Total	100.0

Credit Quality

Portfolio Date: 30-04-2020



	%
AAA	100.0
AA	0.0
A	0.0
BBB	0.0
BB	0.0
B	0.0
Below B	0.0
Not Rated	0.0
Total	100.0