

Axis Corporate Debt Reg Gr

Category Debt - Corporate Bond Fund

Suggested Horizon 18 Months and above

Investment Objective

The Scheme seeks to provide steady income and capital appreciation by investing in corporate debt. There is no assurance or guarantee that the objectives of the Scheme will be realized.

Manager Biography

Devang Shah since 7/13/2017

Scheme Details

Inception Date	7/13/2017
Minimum Initial	5,000
Annual Report Net Expense Ratio	1.11
NAV (Mo-End)	12.03
Exit Fee	0.00

Portfolio Characteristics

Modified Duration	2.60
Avg Eff Maturity	3.20
Yield to Maturity	7.94

Axis Corporate Debt Reg Gr - Operations

Std Dev 3 Yr (Mo-End)	
Beta 3 Yr (Mo-End)	
Sharpe Ratio 3 Yr (Mo-End)	
Information Ratio 3 Yr (Mo-End)	

Past performance is not a guarantee of future returns. The value of investments may fall as well as rise and investors may not get back the full amount invested. Any decision to invest should be based on a full reading of the offer document. In case of any discrepancy between this sheet and the offer document in force, the offer document shall prevail.

Portfolio Date: 4/30/2020

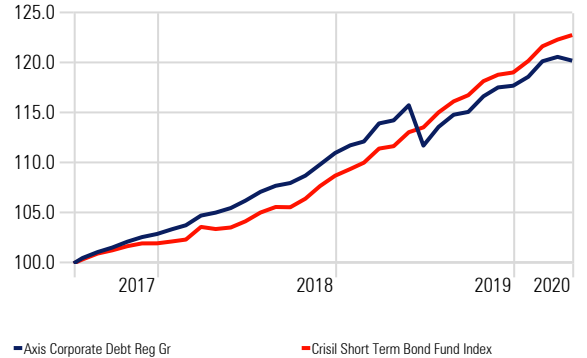
Trailing Returns

Display Benchmark 1: Crisil Short Term Bond Fund Index Display Benchmark 2:

	Inv	Bmk1
3 Months		2.19
6 Months		4.52
1 Year		9.82
2 Years		9.19
3 Years		9.34
5 Years		8.39

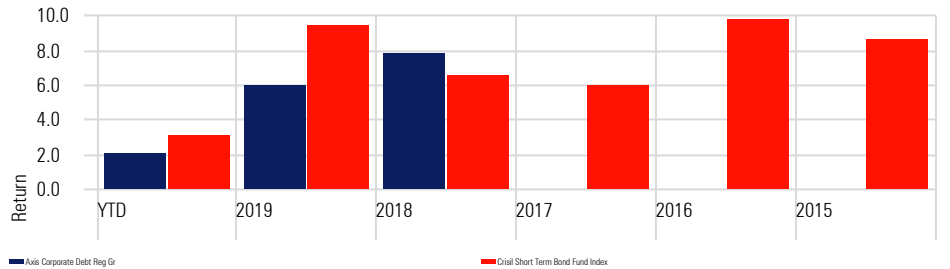
Investment Growth

Time Period: 7/14/2017 to 4/30/2020



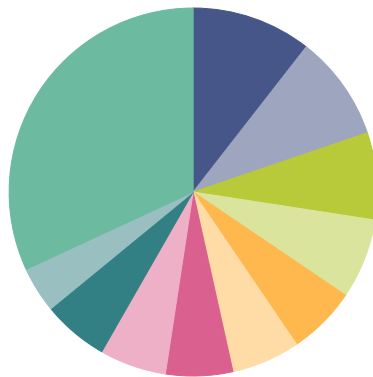
Returns

Calculation Benchmark: Crisil Short Term Bond Fund Index



Portfolio Holdings

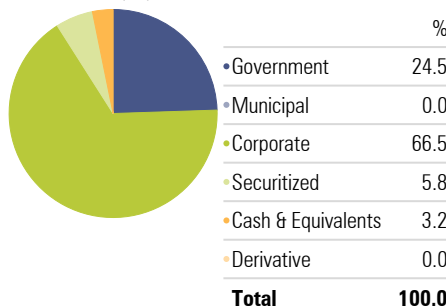
Portfolio Date: 4/30/2020



	%
State Bank Of India	10.5
EMBASSY OFFICE PARKS REIT	9.2
INDIA GRID TRUST	7.7
Indian Railway Finance Corporation Limited	7.0
Tmf Holdings Limited	6.0
FIRST BUSINESS RECEIVABLES TRUST	6.0
LIC HOUSING FINANCE LIMITED	5.9
GRASIM INDUSTRIES LIMITED	5.9
PIPELINE INFRASTRUCTURE PRIVATE LIMITED	5.8
Bharti Telecom Limited	4.0
Other	31.9
Total	100.0

Portfolio Allocation

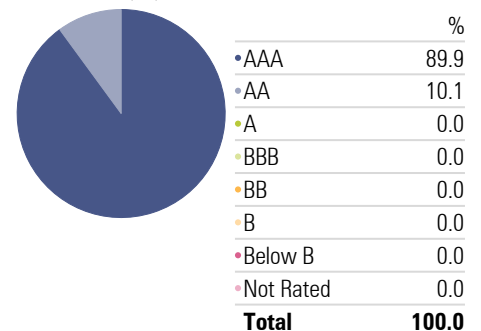
Portfolio Date: 4/30/2020



	%
Government	24.5
Municipal	0.0
Corporate	66.5
Securitized	5.8
Cash & Equivalents	3.2
Derivative	0.0
Total	100.0

Credit Quality

Portfolio Date: 4/30/2020



	%
AAA	89.9
AA	10.1
A	0.0
BBB	0.0
BB	0.0
B	0.0
Below B	0.0
Not Rated	0.0
Total	100.0