

Aditya BSL Corporate Bond Reg Gr

Category
Debt - Corporate Bond Fund

Suggested Horizon
18 Months and above

Investment Objective

The investment objective of the scheme is to generate optimal returns with high liquidity through active management of the portfolio by investing in High Quality Debt and Money Market Instruments.

Manager Biography

Maneesh Dangi since 4/1/2017

Kaustubh Gupta since 4/1/2017

Scheme Details

Inception Date	3/3/1997
Minimum Initial	100
Annual Report Net Expense Ratio	0.39
NAV (Mo-End)	79.06
Exit Fee	0.00

Portfolio Characteristics

Modified Duration	2.73
Avg Eff Maturity	3.57
Yield to Maturity	6.87

Aditya BSL Corporate Bond Reg Gr - Operatio

Std Dev 3 Yr (Mo-End)	1.34
Beta 3 Yr (Mo-End)	0.87
Sharpe Ratio 3 Yr (Mo-End)	3.41
Information Ratio 3 Yr (Mo-End)	0.54

Past performance is not a guarantee of future returns. The value of investments may fall as well as rise and investors may not get back the full amount invested. Any decision to invest should be based on a full reading of the offer document. In case of any discrepancy between this sheet and the offer document in force, the offer document shall prevail.

Portfolio Date: 4/30/2020

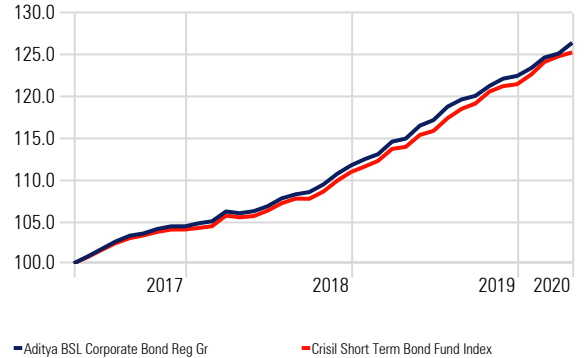
Trailing Returns

Display Benchmark 1: Crisil Short Term Bond Fund Index Display Benchmark 2:

	Inv	Bmk1
3 Months	2.09	2.19
6 Months	4.51	4.52
1 Year	10.07	9.82
2 Years	9.28	9.19
3 Years	9.84	9.34
5 Years	9.00	8.39

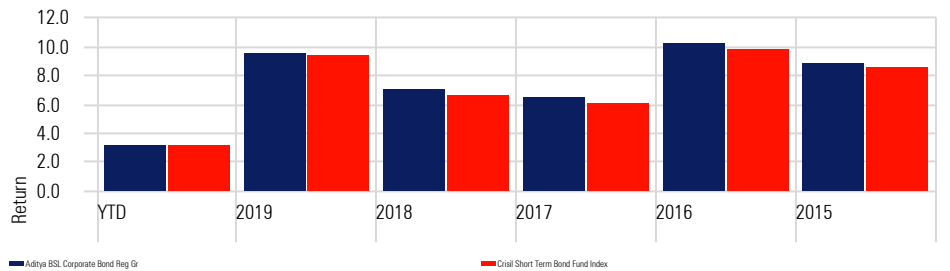
Investment Growth

Time Period: 5/1/2017 to 4/30/2020



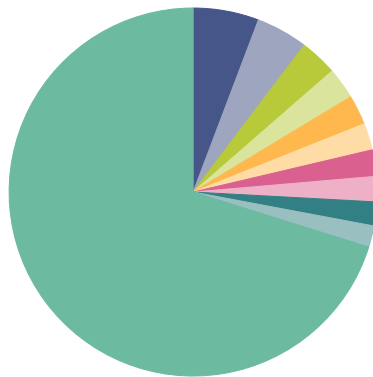
Returns

Calculation Benchmark: Crisil Short Term Bond Fund Index



Portfolio Holdings

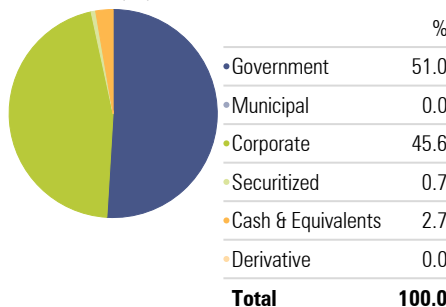
Portfolio Date: 4/30/2020



	%
GOVT STOCK	5.8
GOVT STOCK	4.5
GOVT STOCK	3.3
National Bank For Agriculture And Rural Development	2.8
MAHINDRA & MAHINDRA FINANCIAL SERVICES LIMITED	2.6
Power Finance Corporation Ltd.	2.4
Rural Electrification Corporation Limited	2.3
Reliance Industries Limited	2.2
8.24% Govt Stock 2027	2.1
6.79% Govt Stock 2029	1.9
Other	70.2
Total	100.0

Portfolio Allocation

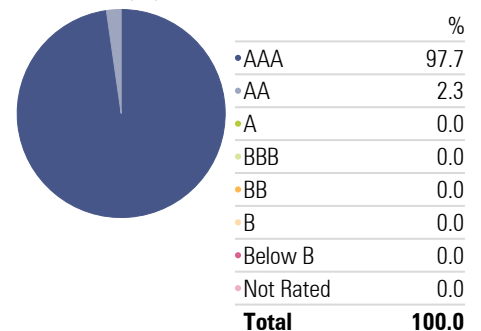
Portfolio Date: 4/30/2020



	%
Government	51.0
Municipal	0.0
Corporate	45.6
Securitized	0.7
Cash & Equivalents	2.7
Derivative	0.0
Total	100.0

Credit Quality

Portfolio Date: 4/30/2020



	%
AAA	97.7
AA	2.3
A	0.0
BBB	0.0
BB	0.0
B	0.0
Below B	0.0
Not Rated	0.0
Total	100.0