



AXIS/CO/CS/401/2014-15

July 15, 2014

National Stock Exchange of India Limited
Exchange Plaza, 5th Floor
Plot No. C/1, "G" Block
Bandra-Kurla Complex
Bandra (E), Mumbai – 400 051

BSE Ltd.
1st Floor, New Trading Ring,
Rotunda Building
P. J. Towers, Dalal Street
Fort, Mumbai – 400 001

Dear Sir,

SUB : SHAREHOLDING PATTERN AS PER CLAUSE 35 AS ON 30TH JUNE, 2014 - AXIS BANK

Pursuant to the provisions of the clause 35 of the Listing Agreement, we enclose herewith the shareholding pattern of the Bank as on 30th June, 2014.

You are requested to take the same on record.

Yours faithfully,


Sanjeev Kapoor
Company Secretary

Encl : a/a.

CC to : Shri Chandrashekhar Tilak, Executive Vice President, National Securities Depository Ltd

Shri Krishnamurthy Iyer, Assistant Vice President, Central Depository Services (India) Ltd.

AXIS BANK LIMITED - SHAREHOLDING PATTERN AS PER CLAUSE 35 - TABLE 1 (a) AS ON 30.06.2014

Scrip Code, Name of the scrip, class of security: NSE - AXISBANK / BSE - 532215 / EQUITY SHARES OF RS. 10/- EACH

Quarter ended : 30.06.2014

Partly paid-up shares	No. of partly paid-up shares	As a % of total NO. of Partly paid-up shares	As a % of total no. of shares of the Company
Held by promoter/ promoter group	NA	NA	NA
Held by public	NA	NA	NA
Total			
Outstanding convertible securities	No. of outstanding securities	As a % of total no. of outstanding convertible securities	As a % of total no. of shares of the company, assuming full conversion of the convertible securities
Held by promoter/ promoter group	NA	NA	NA
Held by public	NA	NA	NA
Total			
Warrants	No. of warrants	As a % of total no. of warrants	As a % of total no. of shares of the company, assuming full conversion of Warrants
Held by promoter/ promoter group	NA	NA	NA
Held by public	NA	NA	NA
Total			
Total paid-up capital of the company, assuming full conversion of warrants and convertible securities	NA	NA	NA
PAID UP SHARE CAPITAL OF THE BANK AS ON 30.06.2014 IS RS. 471,37,00,040/- DIVIDED INTO 47,13,70,004 EQUITY SHARES OF RS. 10/- EACH.			




Category code (I)	Category of Shareholder (II)	Number of Shareholders (III)	Total number of shares (IV)	Number of shares held in dematerialized form (V)	Total shareholding as a percentage of total number of shares		Number of shares (VIII)	As a percentage (IX) = (VIII)/(IV)*100
					As a percentage of(A+B) ¹ (VI)	As a percentage of (A+B+C) (VII)		
(A)	Shareholding of Promoter and Promoter Group ²							
1	Indian							
(a)	Individuals/ Hindu Undivided Family	0	0	0	0.00	0.00	0	0.00
(b)	Central Government/ State Government(s)	0	0	0	0.00	0.00	0	0.00
(c)	Bodies Corporate	0	0	0	0.00	0.00	0	0.00
(d)	Financial Institutions/Banks i. Administrator of the specified undertaking of the Unit Trust of India - SUUTI (Four different schemes) ii. LIC, GIC & four PSU Insurance Companies.*	39	137493753	137493753	30.20	29.17	0	0.00
(e)	Any Others(Specify)	0	0	0	0.00	0.00	0	0.00
(e-i)		0	0	0	0.00	0.00	0	0.00
(e-ii)		0	0	0	0.00	0.00	0	0.00
	Sub Total(A)(1)*	39	137493753	137493753	30.20	29.17	0	0.00
2	Foreign							
a	Individuals (Non-Residents Individuals/Foreign Individuals)	0	0	0	0.00	0.00	0	0.00
b	Bodies Corporate	0	0	0	0.00	0.00	0	0.00
c	Institutions	0	0	0	0.00	0.00	0	0.00
d	Qualified Foreign Investor	0	0	0	0.00	0.00	0	0.00
e	Any Others(Specify)	0	0	0	0.00	0.00	0	0.00
	Sub Total(A)(2)	0	0	0	0.00	0.00	0	0.00
	Total Shareholding of Promoter and Promoter Group (A)=(A)(1)+(A)(2)	39	137493753	137493753	30.20	29.17	0	0.00
(B)	Public shareholding							
1	Institutions							
(a)	Mutual Funds/ UTI	309	21802915	21802915	4.79	4.63		
(b)	Financial Institutions/Banks	13	560031	560031	0.12	0.12		
(c)	Central Government/ State Government(s)	0	0	0	0.00	0.00		
(d)	Venture Capital Funds	0	0	0	0.00	0.00		



(e)	Insurance Companies	125	29801206	29801206	6.55	6.32	
(f)	Foreign Institutional Investors	679	228070313	228070313	50.10	48.38	
(g)	Foreign Venture Capital Investors	0	0	0	0.00	0.00	
(h)	Qualified Foreign Investor - Corporate	1	391495	391495	0.09	0.08	
(i)	Any Other	0	0	0	0.00	0.00	
Sub-Total (B)(1)		1127	280625960	280625960	61.64	59.53	
B 2	Non-institutions						
(a)	Bodies Corporate	1521	7682638	768528	1.69	1.63	
(b)	Individuals						
I	Individuals -i. Individual shareholders holding nominal share capital up to Rs 1 lakh	131233	15954054	14029706	3.50	3.38	
II	ii. Individual shareholders holding nominal share capital in excess of Rs. 1 lakh.	151	10849615	10849615	2.38	2.30	
(c)	Qualified Foreign Investor	0	0	0	0.00	0.00	
(d)	ANY OTHER	0	0	0	0.00	0.00	
(d-i)	HUF	1680	284455	284455	0.06	0.06	
(d-ii)	TRUSTS	35	854968	854968	0.19	0.18	
(d-iii)	Clearing Members	235	469027	469027	0.10	0.10	
(d-iv)	NRIs	3113	832681	832681	0.18	0.18	
(d-v)	Foreign Bodies - DR	2	182808	182808	0.04	0.04	
(d-vi)	Foreign Bank	1	3439	3439	0.00	0.00	
	Sub-Total (B)(2)	137971	37113685	35175227	8.15	7.87	
(B)	Total Public Shareholding (B)=(B)(1)+(B)(2)	139098	317739645	315801187	69.80	67.41	
	TOTAL (A)+(B)	139137	455233398	453294940	100.00	96.58	
(C)	Shares held by Custodians and against which Depository Receipts have been issued - GDRs						
1	Promoter and Promoter Group	0	0	0	0.00	0.00	
2	Public - The Bank of New York Mellon (Depository for the equity shares representing the underlying shares to the Global Depository Receipts (GDRs) issued to the Investors overseas)	2	16136606	16136606		3.42	
	GRAND TOTAL (A)+(B)+(C)	139139	471370004	469431546		100.00	

* Being held in different folios



AXIS BANK LIMITED - Statement Showing Shareholding Pattern - AS ON 30.06.2014

(i)(b)	Statement showing holding of securities (including shares, warrants, convertible securities) of persons belonging to the category "Promoter and Promoter Group"	Total shares held		Encumbered shares			Details of warrants		Details of convertible securities		(xii)
		Number (iii)	As a % of grand total (A)/(B)+(C) (iv)	Number (v)	As a percentage (vi) = (v)/(iv)*100	As a % of grand total (A)/(B)+(C), of sub-class (vii)	Number of warrants held (viii)	As a % total number of warrants of the same class (ix)	Number of convertible securities held (x)	As a % total number of convertible securities of the same class (xi)	
1	Administrator of the specified undertaking of the Unit Trust of India - (SUUI)	54968181	11.46	0.00	0.00	0.00	0.00	0.00	0.00	0.00	0.00
2	Life Insurance Corporation of India	63623288	13.50	0.00	0.00	0.00	0.00	0.00	0.00	0.00	0.00
3	General Insurance Corporation of India	8100000	1.72	0.00	0.00	0.00	0.00	0.00	0.00	0.00	0.00
4	The New India Assurance Company Limited	5389180	1.14	0.00	0.00	0.00	0.00	0.00	0.00	0.00	0.00
5	National Insurance Company Limited	3045057	0.65	0.00	0.00	0.00	0.00	0.00	0.00	0.00	0.00
6	The Oriental Insurance Company Limited	1259504	0.27	0.00	0.00	0.00	0.00	0.00	0.00	0.00	0.00
7	United India Insurance Company Limited	1108563	0.24	0.00	0.00	0.00	0.00	0.00	0.00	0.00	0.00
	TOTAL	137493753	29.17	0.00	0.00	0.00	0.00	0.00	0.00	0.00	0.00



AXIS BANK LIMITED - Statement Showing Shareholding Pattern - AS ON 30.04.2014


(I)(c) (i) Statement showing holding of securities (including shares, warrants, convertible securities) of persons belonging to the category "Public" and holding more than 1% of the total number of shares

Sr. No.	Name of the shareholder	Number of shares	Shares as a percentage of total number of shares (i.e., Grand Total (A)+(B)+(C) Indicated in Statement of para (I)(c) above)	Details of warrants		Details of convertible securities		Total shares (including underlying shares assuming full conversion of warrants and convertible securities) as a % of diluted share capital
				Number of warrants held	As a % total number of warrants of the same class	Number of convertible securities held	% w.r.t total number of convertible securities of the same class	
1	EUROPACIFIC GROWTH FUND	23224864	4.93	0	0	0	0	0
2	ICICI PRUDENTIAL LIFE INSURANCE COMPANY LTD	9813762	2.08	0	0	0	0	0
3	GENESIS INDIAN INVESTMENT COMPANY LIMITED -GENERAL SUB FUND	8500684	1.80	0	0	0	0	0
4	CENTAURA INVESTMENTS (MAJIBITUS) PTE LTD	8067290	1.71	0	0	0	0	0
5	GOLDMAN SACHS (SINGAPORE) PTE	7020922	1.49	0	0	0	0	0
6	LAZARD ASSET MANAGEMENT LLC A/C LAZARD EMERGING MARKETS PORTFOLIO	6621559	1.40	0	0	0	0	0
7	AMERICAN FUNDS INSURANCE SERIES INTERNATIONAL FUND	6327134	1.34	0	0	0	0	0
8	GOVERNMENT PENSION FUND GLOBAL	6025572	1.28	0	0	0	0	0
9	VANGUARD EMERGING MARKETS STOCK INDEX FUND, ASERIES OF	5263688	1.12	0	0	0	0	0
10	VANGUARD INTERNATIONAL EQUITY INDE X FUND	5007912	1.06	0	0	0	0	0
(I)(c) (ii) Statement showing holding of securities (including shares, warrants, convertible securities) of persons (together with PAC) belonging to the category "Public" and holding more than 5% of the total								
				Details of warrants		Details of convertible securities		
				Number of warrants held	As a % total number of warrants of the same class	Number of convertible securities held	% w.r.t total number of convertible securities of the same class	Total shares (including underlying shares assuming full conversion of warrants and convertible securities) as a % of diluted share capital
Sr. No.	Name of the shareholder	Number of shares	Shares as a percentage of total number of shares (i.e., Grand Total (A)+(B)+(C) Indicated in Statement of para (I)(c) above)	Number of warrants held	As a % total number of warrants of the same class	Number of convertible securities held	% w.r.t total number of convertible securities of the same class	Total shares (including underlying shares assuming full conversion of warrants and convertible securities) as a % of diluted share capital
		0	0.00	0	0	0	0	0

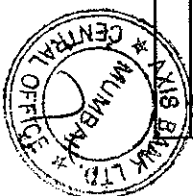


AXIS BANK LIMITED - Statement Showing Shareholding Pattern - AS ON 30.06.2014


(I)(d) Statement showing details of locked-in shares				
Sr. No.	Name of the shareholder	Number of locked-in shares	Locked-in shares as a percentage of total number of shares {i.e., Grand Total (A)+(B)+(C) indicated in Statement at para (I)(a) above}	Promoter/Promoter Group/Public
1	Life Insurance Corporation of India	4240450	0.90	PROMOTER
2	General Insurance Corporation of India	771990	0.16	PROMOTER
3	The New India Assurance Company Limited	353102	0.07	PROMOTER
4	National Insurance Company Limited	363157	0.08	PROMOTER
5	United India Insurance Company Limited	109246	0.02	PROMOTER
	TOTAL	5837945	1.24	
LOCK IN UPTO 03/02/2016.				



AXIS BANK LIMITED - Statement Showing Shareholding Pattern - AS ON 30/06/2014				
(II)(a)	Statement showing details of Depository Receipts (DRs)			
Sr. No.	Type of outstanding DRs	Number of outstanding GDRs	Number of shares underlying outstanding GDRs	Shares underlying outstanding GDRs as a percentage of total number of shares (i.e., Grand Total (A)+(B)+(C) indicated in Statement at para (I)(a) above)
1	GDRs	16136606	16136606	3.42
TOTAL		16136606	16136606	3.42



AXIS BANK LIMITED - Statement Showing Shareholding Pattern - AS ON 30/06/2014				
(ii)(b)	Statement showing Holding of Depository Receipts (DRs), where underlying shares held by 'promoter/promoter group' are in excess of 1% of the total number of shares			
Sr. No.	Name of the DR Holder	Type of outstanding DRs	Number of shares underlying outstanding GDRs	Shares underlying outstanding GDRs as a percentage of total number of shares f.e. Grand Total (A)+(B)+(C) indicated in Statement at para (I)(d) above}
1	NA		NA	NA
	TOTAL		0	NA



	Axis Bank Limited - Statement showing the voting pattern of shareholders, if more than one class of shares/securities is issued as on 30/06/2014										
										AS ON 30/06/2014	
(III) (a)											

