



AXIS/CO/CS/55/2015-16

April 20, 2015

National Stock Exchange of India Limited  
Exchange Plaza, 5th Floor  
Plot No. C/1, "G" Block  
Bandra-Kurla Complex  
Bandra (E), Mumbai - 400 051

BSE Ltd.  
1<sup>st</sup> Floor, New Trading Ring,  
Rotunda Building  
P. J. Towers, Dalal Street  
Fort, Mumbai - 400 001


Dear Sir,

**SUB : SHAREHOLDING PATTERN AS PER CLAUSE 35 AS ON 31<sup>ST</sup> MARCH, 2015 - AXIS BANK**

Pursuant to the provisions of the clause 35 of the Listing Agreement, we enclose herewith the shareholding pattern of the Bank for the quarter ended 31<sup>st</sup> March, 2015.

You are requested to take the same on record.

Yours faithfully,

  
**Sanjeev Kapoor**  
**Company Secretary**  
Encl : a/a.

**AXIS BANK LIMITED - SHAREHOLDING PATTERN AS PER CLAUSE 35 - TABLE 1 (a) FOR THE QUARTER ENDED 31.03.2015**

**Scrip Code, Name of the scrip, class of security: NSE - AXISBANK / BSE - 532215 / EQUITY SHARES OF RS. 2/- EACH**

**Quarter ended : 31.03.2015**

<b>Partly paid-up shares</b>	<b>No. of partly paid-up shares</b>	<b>As a % of total NO. of Partly paid-up shares</b>	<b>As a % of total no. of shares of the Company</b>
Held by promoter/ promoter group	NA	NA	NA
Held by public	NA	NA	NA
<b>Total</b>			
<b>Outstanding convertible securities</b>	<b>No. of outstanding securities</b>	<b>As a % of total no. of outstanding convertible securities</b>	<b>As a % of total no. of shares of the company, assuming full conversion of the convertible securities</b>
Held by promoter/ promoter group	NA	NA	NA
Held by public	NA	NA	NA
<b>Total</b>			
<b>Warrants</b>	<b>No. of warrants</b>	<b>As a % of total no. of warrants</b>	<b>As a % of total no. of shares of the company, assuming full conversion of Warrants</b>
Held by promoter/ promoter group	NA	NA	NA
Held by public	NA	NA	NA
<b>Total</b>			
<b>Total paid-up capital of the company, assuming full conversion of warrants and convertible securities</b>	NA	NA	NA

**PAID UP SHARE CAPITAL OF THE BANK AS ON 31.03.2015 IS RS. 474,10,44,398/- DIVIDED INTO 237,05,22,199 EQUITY SHARES OF RS. 2/- EACH.**




Axis Bank Limited - Statement Showing Shareholding Pattern - for the quarter ended 31.03.2015

Category code (I)	Category of Shareholder (II)	Number of Shareholders (III)	Total number of shares (IV)	Number of shares held in dematerialized form (V)	Total shareholding as a percentage of total number of shares		Shares pledged or otherwise encumbered	
					As a percentage of (A+B) (VI)	As a percentage of (A+B+C) (VII)	Number of shares (VIII)	As a percentage (IX) = (VIII)/(IV)*100
<b>(A)</b>	<b>Shareholding of Promoter and Promoter Group<sup>2</sup></b>							
1	<b>Indian</b>							
(a)	Individuals/ Hindu Undivided Family	0	0	0	0.00	0.00	0	0.00
(b)	Central Government/ State Government(s)	0	0	0	0.00	0.00	0	0.00
(c)	Bodies Corporate	0	0	0	0.00	0.00	0	0.00
(d)	Financial Institutions/Banks i. Administrator of the specified undertaking of the Unit Trust of India - SUUTI (Four different schemes) ii. LIC, GIC & four PSU Insurance Companies.*	37	66,20,93,177	66,20,93,177	29.01	27.93	0	0.00
(e)	Any Others (Specify)	0	0	0	0.00	0.00	0	0.00
	<b>Sub Total(A)(1)*</b>	<b>37</b>	<b>66,20,93,177</b>	<b>66,20,93,177</b>	<b>29.01</b>	<b>27.93</b>	<b>0</b>	<b>0.00</b>
<b>2</b>	<b>Foreign</b>							
a	Individuals (Non-Residents Individuals/Foreign Individuals)	0	0	0	0.00	0.00	0	0.00
b	Bodies Corporate	0	0	0	0.00	0.00	0	0.00
c	Institutions	0	0	0	0.00	0.00	0	0.00
d	Qualified Foreign Investor	0	0	0	0.00	0.00	0	0.00
e	Any Others (Specify)	0	0	0	0.00	0.00	0	0.00
	<b>Sub Total(A)(2)</b>	<b>0</b>	<b>0</b>	<b>0</b>	<b>0.00</b>	<b>0.00</b>	<b>0</b>	<b>0.00</b>
	<b>Total Shareholding of Promoter and Promoter Group (A)= (A)(1)+(A)(2)</b>	<b>37</b>	<b>66,20,93,177</b>	<b>66,20,93,177</b>	<b>29.01</b>	<b>27.93</b>	<b>0</b>	<b>0.00</b>
<b>(B)</b>	<b>Public shareholding</b>							
1	<b>Institutions</b>							
(a)	Mutual Funds/ UTI	404	15,55,10,061	15,55,10,061	6.81	6.56	0	0.00
(b)	Financial Institutions/Banks	27	13,77,755	13,77,755	0.06	0.06	0	0.00
(c)	Central Government/ State Government(s)	0	0	0	0.00	0.00	0	0.00
(d)	Venture Capital Funds	0	0	0	0.00	0.00	0	0.00
(e)	Insurance Companies	126	14,50,74,071	14,50,74,071	6.36	6.12	0	0.00



(f)	Foreign Institutional Investors / FOREIGN PORTFOLIO INVESTORS	792	1,10,56,36,277	1,10,56,36,277	48.44	46.64	0	0.00
(g)	Foreign Venture Capital Investors	0	0	0	0.00	0.00	0	0.00
(h)	Qualified Foreign Investor - Corporate	0	0	0	0.00	0.00	0	0.00
(i)	Any Other	0	0	0	0.00	0.00	0	0.00
	<b>Sub-Total (B)(1)</b>	<b>1349</b>	<b>1,40,75,98,164</b>	<b>1,40,75,98,164</b>	<b>61.67</b>	<b>59.38</b>	<b>0.00</b>	<b>0.00</b>
<b>B 2</b>	<b>Non-institutions</b>							
(a)	Bodies Corporate	2177	3,38,25,168	3,37,57,118	1.48	1.43	0	0.00
(b)	Individuals							
I	Individuals -i. Individual shareholders holding nominal share capital up to Rs 1 lakh	298628	9,76,43,463	8,83,20,215	4.28	4.12	0	0.00
II	ii. Individual shareholders holding nominal share capital in excess of Rs. 1 lakh.	218	6,28,76,989	6,28,09,489	2.75	2.65	0	0.00
(c)	Qualified Foreign Investor	0	0	0	0.00	0.00	0	0.00
(d)	ANY OTHER	0	0	0	0.00	0.00	0	0.00
(d-i)	HUF	3558	19,83,163	19,83,163	0.09	0.08	0	0.00
(d-ii)	TRUSTS	37	56,13,509	56,13,509	0.25	0.24	0	0.00
(d-iii)	Clearing Members	420	53,58,119	53,58,119	0.23	0.23	0	0.00
(d-iv)	NRIs	5941	49,88,533	49,88,533	0.22	0.21	0	0.00
(d-v)	Foreign Bodies - DR	5	3,12,194	3,12,194	0.01	0.01	0	0.00
(d-vi)	Foreign Bank	1	1,46,195	1,46,195	0.01	0.01	0	0.00
(d-vii)	FOREIGN NATIONALS	2	500	500	0.00	0.00	0	0.00
	<b>Sub-Total (B)(2)</b>	<b>310987</b>	<b>21,27,47,833</b>	<b>20,32,89,035</b>	<b>9.32</b>	<b>8.97</b>	<b>0.00</b>	<b>0.00</b>
<b>(B)</b>	<b>Total Public Shareholding (B) = (B)(1)+(B)(2)</b>	<b>312336</b>	<b>1,62,03,45,997</b>	<b>1,61,08,87,199</b>	<b>70.99</b>	<b>68.35</b>	<b>0.00</b>	<b>0.00</b>
	<b>TOTAL (A)+(B)</b>	<b>312373</b>	<b>2,28,24,39,174</b>	<b>2,27,29,80,376</b>	<b>100.00</b>	<b>96.28</b>	<b>0.00</b>	<b>0.00</b>
<b>(C)</b>	Shares held by Custodians and against which Depository Receipts have been issued - GDRs							
1	Promoter and Promoter Group	0	0	0	0.00	0.00	0	0.00
2	Public - The Bank of New York Mellon (Depository for the equity shares representing the underlying shares to the Global Depository Receipts (GDRs) issued to the investors overseas)	1	8,80,83,025	8,80,83,025	3.86	3.72	0	0.00
	<b>GRAND TOTAL (A)+(B)+(C)</b>	<b>312374</b>	<b>2,37,05,22,199</b>	<b>2,36,10,63,401</b>		<b>100.00</b>		<b>0.00</b>


\* Being held in different folios



AXIS BANK LIMITED - Statement Showing Shareholding Pattern - for the quarter ended 31.03.2015											
Statement showing holding of securities (including shares, warrants, convertible securities) of persons belonging to the category "Promoter and Promoter Group"											
(i) Name of the shareholder	Total shares held			Encumbered shares			Details of warrants		Details of convertible securities		Total shares (including underlying shares assuming full conversion of warrants and convertible securities) as a % of diluted share capital (XII)
	Number (III)	As a % of grand total (A)+(B)+(C) (IV)	Number (V)	As a percentage (VI) = (V)/(III)*100	As a % of grand total (A)+(B)+(C) of sub-clause (I)(a) (VII)	Number of warrants held (VIII)	As a % total number of warrants of the same class (IX)	Number of convertible securities held (X)	As a % total number of convertible securities of the same class (XI)		
Administrator of the specified undertaking of the Unit Trust of India - (SUII) [Total Folios - 4]	274840905	11.59	0.00	0.00	0.00	0.00	0.00	0.00	0.00	0.00	0.00
Life Insurance Corporation of India [Total Folios - 28]	296075087	12.49	0.00	0.00	0.00	0.00	0.00	0.00	0.00	0.00	0.00
General Insurance Corporation of India	39321498	1.66	0.00	0.00	0.00	0.00	0.00	0.00	0.00	0.00	0.00
The New India Assurance Company Limited	26607567	1.12	0.00	0.00	0.00	0.00	0.00	0.00	0.00	0.00	0.00
National Insurance Company Limited	13675285	0.58	0.00	0.00	0.00	0.00	0.00	0.00	0.00	0.00	0.00
The Oriental Insurance Company Limited	6230020	0.26	0.00	0.00	0.00	0.00	0.00	0.00	0.00	0.00	0.00
United India Insurance Company Limited	5342815	0.23	0.00	0.00	0.00	0.00	0.00	0.00	0.00	0.00	0.00
<b>TOTAL</b>	<b>662093177</b>	<b>27.93</b>	<b>0.00</b>	<b>0.00</b>	<b>0.00</b>	<b>0.00</b>	<b>0.00</b>	<b>0.00</b>	<b>0.00</b>	<b>0.00</b>	<b>0.00</b>



AXIS BANK LIMITED - Statement Showing Shareholding Pattern - for the quarter ended 31.03.2015										
(I)(c) (I)	Statement showing holding of securities (including shares, warrants, convertible securities) of persons belonging to the category "Public" and holding more than 1% of the total number of shares	Name of the shareholder	Number of shares	Shares as a percentage of total number of shares (i.e., Grand Total (A)+(B)+(C) indicated in Statement at para (I)(a) above)	Details of warrants			Details of convertible securities		Total shares (including undelying shares assuming full conversion of warrants and convertible securities) as a % of diluted share capital
					Number of warrants held	As a % total number of warrants of the same class	Number of convertible securities held	% w.r.t total number of convertible securities of the same class		
Sr. No.	Name of the shareholder	Number of shares	Shares as a percentage of total number of shares (i.e., Grand Total (A)+(B)+(C) indicated in Statement at para (I)(a) above)	Number of warrants held	As a % total number of warrants of the same class	Number of convertible securities held	% w.r.t total number of convertible securities of the same class	Total shares (including undelying shares assuming full conversion of warrants and convertible securities) as a % of diluted share capital		
1	EUROPACIFIC GROWTH FUND	104167415	4.39	0	0	0	0	0		
2	THE BANK OF NEW YORK MELLON DR	88083025	3.72	0	0	0	0	0		
3	CICI PRUDENTIAL LIFE INSURANCE COMPANY LTD	53772825	2.27	0	0	0	0	0		
4	CORTHALL MAURITIUS INVESTMENT LIMITED	39051613	1.65	0	0	0	0	0		
5	LAZARD ASSET MANAGEMENT LLC A/C LAZARD EMERGING MARKETS PORTFOLIO	33237161	1.40	0	0	0	0	0		
6	MORGAN STANLEY ASIA (SINGAPORE) PTE.	31103634	1.31	0	0	0	0	0		
7	GOLDMAN SACHS (SINGAPORE) PTE	27865388	1.18	0	0	0	0	0		
8	CENTAURA INVESTMENTS (MAURITIUS) PTE LTD	26856320	1.13	0	0	0	0	0		
9	GENESIS INDIAN INVESTMENT COMPANY LIMITED -GENERAL SUB FUND	25223650	1.06	0	0	0	0	0		
10	GOVERNMENT PENSION FUND GLOBAL	24522713	1.03	0	0	0	0	0		
	<b>TOTAL</b>	<b>453883744</b>	<b>19.15</b>	<b>0</b>	<b>0</b>	<b>0</b>	<b>0</b>	<b>0</b>		
(I)(c) (II)	Statement showing holding of securities (including shares, warrants, convertible securities) of persons (together with PAC) belonging to the category "Public" and holding more than 5% of the total number of shares of the company									
Sr. No.	Name of the shareholder	Number of shares	Shares as a percentage of total number of shares (i.e., Grand Total (A)+(B)+(C) indicated in Statement at para (I)(a) above)	Number of warrants held	As a % total number of warrants of the same class	Number of convertible securities held	% w.r.t total number of convertible securities of the same class	Total shares (including undelying shares assuming full conversion of warrants and convertible securities) as a % of diluted share capital		
	NIL	0	0.00	0	0	0	0	0		



AXIS BANK LIMITED - Statement Showing Shareholding Pattern - for the quarter ended 31.03.2015				
(1)(d) Statement showing details of locked-in shares				
Sr. No.	Name of the shareholder	Number of locked-in shares	Locked-in shares as a percentage of total number of shares {i.e., Grand Total (A)+(B)+(C) indicated in Statement at para (1)(a) above}	Promoter/Promoter Group/Public
1	Life Insurance Corporation of India	21202250	0.89	PROMOTER
2	General Insurance Corporation of India	3859950	0.16	PROMOTER
3	The New India Assurance Company Limited	1765510	0.07	PROMOTER
4	National Insurance Company Limited	1815785	0.08	PROMOTER
5	United India Insurance Company Limited	546230	0.02	PROMOTER
	<b>TOTAL</b>	<b>29189725</b>	<b>1.24</b>	
<b>LOCK IN UPTO 03/02/2016.</b>				



AXIS BANK LIMITED - Statement Showing Shareholding Pattern - for the quarter ended 31.03.2015				
<u>(II)(a) Statement showing details of Depository Receipts (DRs)</u>				
Sr. No.	Type of outstanding DRs	Number of outstanding GDRs	Number of shares underlying outstanding GDRs	Shares underlying outstanding GDRs as a percentage of total number of shares {i.e., Grand Total (A)+(B)+(C) indicated in Statement at para (I)(a) above}
1	GDRs	88083025	88083025	3.72
	<b>TOTAL</b>	<b>88083025</b>	<b>88083025</b>	<b>3.72</b>





AXIS BANK LIMITED - Statement Showing Shareholding Pattern - for the quarter ended 31.03.2015			
(II)(b) Statement showing Holding of Depository Receipts (DRs), where underlying shares held by 'promoter/promoter group' are in excess of 1% of the total number of shares.			
Sr. No.	Name of the DR Holder	Type of outstanding DRs	Number of shares underlying outstanding GDRs
1	NA	NA	NA
		<b>TOTAL</b>	<b>0</b>
Shares underlying outstanding GDRs as a percentage of total number of shares (i.e., Grand Total (A)+(B)+(C) indicated in Statement at para (I)(a) above}			NA



Axis Bank Limited - Statement showing the voting pattern of shareholders, if more than one class of shares/securities is issued for the quarter ended 31.03.2015										
(III) (a)	NA									

