

## ICICI Pru Equity & Debt Gr

### Investment Objective

To generate long term capital appreciation and current income from a portfolio that is invested in equity and equity related securities as well as in fixed income securities.

### Manager Biography

Sankaran Naren since 07-12-2015

### Operations

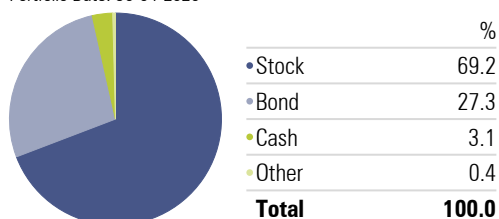
Inception Date	03-11-1999
Minimum Initial	5,000
Annual Report Net Expense Ratio	2.07
Turnover Ratio %	126.94
NAV (Mo-End)	117.42

### Risk Reward

Std Dev	15.91
Sharpe Ratio	-0.09
Alpha	-3.97
Sharpe Ratio	-0.09
Treynor Ratio	-2.41
R-Squared	93.60

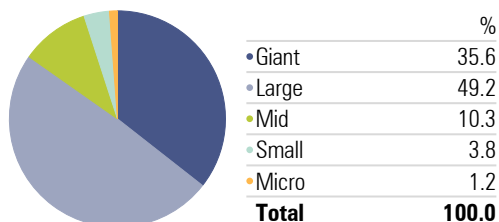
### Asset Allocation

Portfolio Date: 30-04-2020



### Market Capitalization

Portfolio Date: 30-04-2020



Past performance is not a guarantee of future returns. The value of investments may fall as well as rise and investors may not get back the full amount invested. Any decision to invest should be based on a full reading of the offer document. In case of any discrepancy between this sheet and the offer document in force, the offer document shall prevail.

Portfolio Date: 30-04-2020

## Category Hybrid - Aggressive Hybrid

### Trailing Returns

Period	Inv	Bmk1
3 months	-15.21	-11.72
6 months	-13.96	-10.81
1 Year	-12.72	-6.41
2 Years	-4.29	1.77
3 Years	0.57	5.15
5 Years	5.52	5.20

### Drawdown

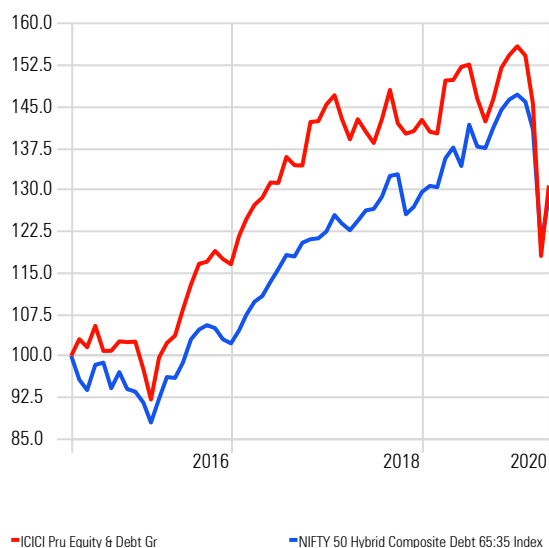
	Inv	Bmk1
Max Drawdown	-24.31	-18.44
Max Drawdown # of Periods	3.00	3.00
Max Drawdown Peak Date	01-01-2020	01-01-2020
Max Drawdown Valley Date	31-03-2020	31-03-2020

### Leading Detractors

	Rescaled Weight	Return Contribution
Oil & Natural Gas Corp Ltd	5.43	-48.47
Vedanta Ltd	4.64	-44.44
NTPC Ltd	8.74	-26.64
ITC Ltd	5.36	-38.37
Indian Oil Corp Ltd	3.85	-43.39

### Investment Growth

Time Period: 01-05-2015 to 30-04-2020

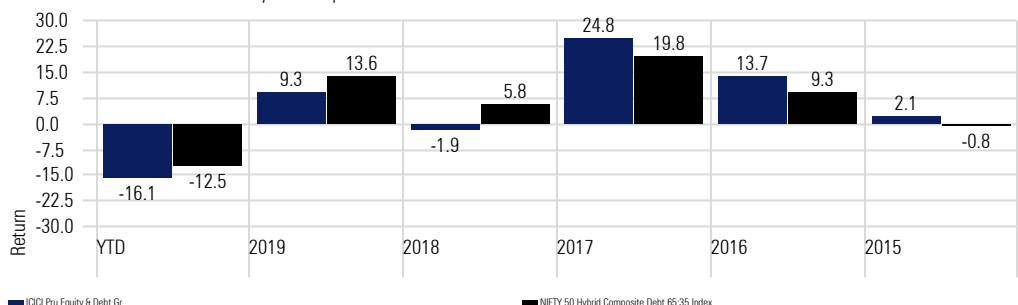


### Leading Contributors

	Rescaled Weight	Return Contribution
Bharti Airtel Ltd	8.76	60.41
SBI Life Insurance Co Ltd	1.63	13.46
Infosys Ltd	3.89	-2.23
Cipla Ltd	3.10	6.19
ICICI Securities Ltd	0.54	71.09

### Returns

Calculation Benchmark: NIFTY 50 Hybrid Composite Debt 65:35 Index



### Sector Allocation

Portfolio Date: 30-04-2020

Basic Materials %	9.46
Consumer Cyclical %	5.28
Financial Services %	21.98
Real Estate %	0.81
Consumer Defensive %	3.13
Healthcare %	10.11
Utilities %	13.98
Communication Services %	11.90
Energy %	12.25
Industrials %	6.37
Technology %	4.72

### Portfolio Holdings

Portfolio Date: 30-04-2020

