

ICICI Pru Smallcap Gr

Investment Objective

The primary objective of the Scheme is to seek to generate capital appreciation by predominantly investing in equity and equity related securities of small cap stocks. However, there can be no assurance or guarantee that the investment objective of the Scheme would be achieved.

Manager Biography

Sankaran Naren since 17-02-2015

Operations

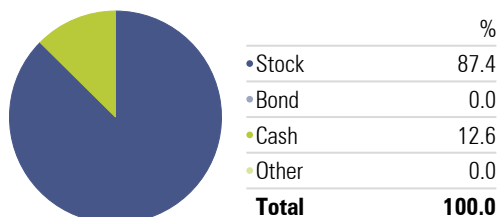
Inception Date	18-10-2007
Minimum Initial	5,000
Annual Report Net Expense Ratio	2.72
Turnover Ratio %	89.96
NAV (Mo-End)	19.14

Risk Reward

Std Dev	26.43
Alpha	-0.67
Sharpe Ratio	-0.34
Treynor Ratio	-13.61
R-Squared	90.64

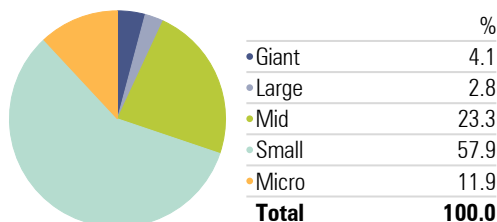
Asset Allocation

Portfolio Date: 30-04-2020



Market Capitalization

Portfolio Date: 30-04-2020



Past performance is not a guarantee of future returns. The value of investments may fall as well as rise and investors may not get back the full amount invested. Any decision to invest should be based on a full reading of the offer document. In case of any discrepancy between this sheet and the offer document in force, the offer document shall prevail.

Portfolio Date: 30-04-2020

Category Equity - Small Cap

Trailing Returns

Period	Inv	Bmk1
3 months	-31.00	-34.50
6 months	-23.96	-29.02
1 Year	-22.23	-36.95
2 Years	-18.89	-30.28
3 Years	-9.24	-18.17
5 Years	-1.88	-5.68

Drawdown

Time Period: 01-05-2017 to 30-04-2020

	Inv	Bmk1
Max Drawdown	-41.17	-54.59
Max Drawdown # of Periods	26.00	27.00
Max Drawdown Peak Date	01-02-2018	01-01-2018
Max Drawdown Valley Date	31-03-2020	31-03-2020

Leading Detractors

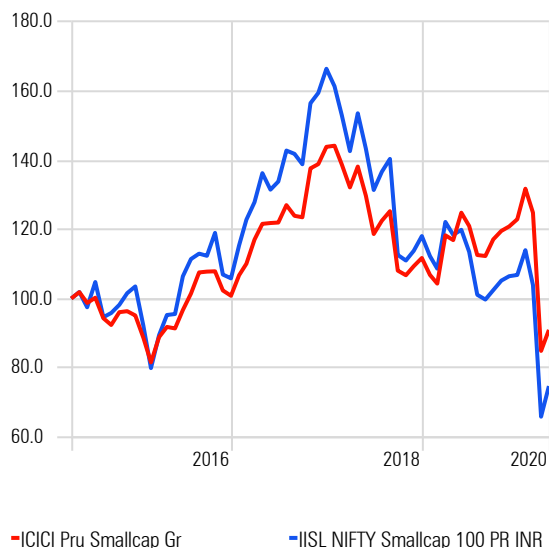
Time Period: 01-05-2019 to 30-04-2020

	Rescaled Weight	Return	Contribution
Arvind Fashions Ltd	1.81	-77.43	-2.51
Equitas Holding Ltd	2.19	-60.50	-2.40
Bajaj Consumer Care Ltd	3.27	-55.78	-2.30
Mahindra Lifespace Developers Ltd	1.23	-49.42	-1.67
DCB Bank Ltd	2.37	-61.75	-1.58

Suggested Horizon 3 Years and above

Investment Growth

Time Period: 01-05-2015 to 30-04-2020



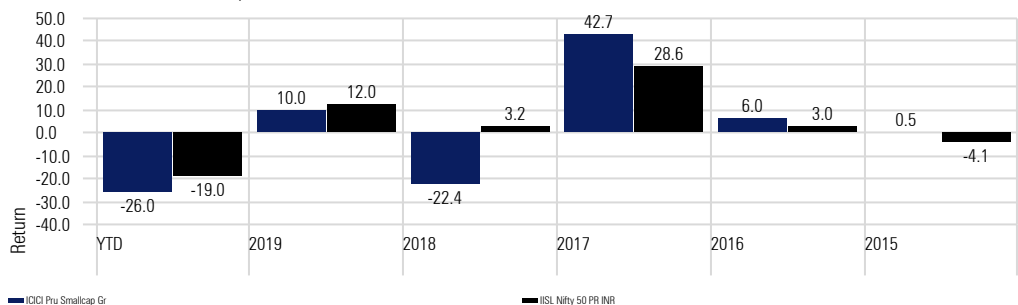
Leading Contributors

Time Period: 01-05-2019 to 30-04-2020

	Rescaled Weight	Return	Contribution
Dixon Technologies (India) Ltd	2.30	95.94	1.59
IndiaMART InterMESH Ltd	0.94	100.02	1.44
Amber Enterprises India Ltd Ordinary Shares	1.98	37.18	0.97
JK Cement Ltd	2.43	25.86	0.94
Orient Electric Ltd Ordinary Shares	2.66	20.78	0.91

Returns

Calculation Benchmark: IISL Nifty 50 PR INR



Sector Allocation

Portfolio Date: 30-04-2020

Basic Materials %	8.69
Consumer Cyclical %	11.22
Financial Services %	19.15
Real Estate %	5.18
Consumer Defensive %	8.10
Healthcare %	6.34
Utilities %	7.96
Communication Services %	4.90
Energy %	0.00
Industrials %	23.28
Technology %	5.18

Portfolio Holdings

Portfolio Date: 30-04-2020

