

# Axis Bluechip Fund Gr

**Category**  
Equity - Largecap

**Suggested Horizon**  
3 Years and above

## Investment Objective

To achieve long term capital appreciation by investing in a diversified portfolio predominantly consisting of equity and equity related securities of Large Cap companies including derivatives. However, there can be no assurance that the investment objective of the Scheme will be achieved.

## Manager Biography

Shreyash Devalkar since 11/23/2016

## Operations

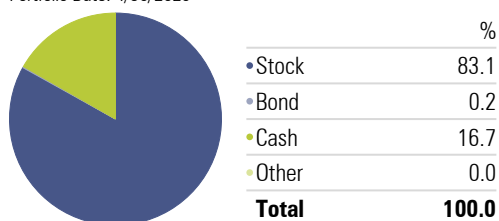
|                                 |          |
|---------------------------------|----------|
| Inception Date                  | 1/5/2010 |
| Minimum Initial                 | 5,000    |
| Annual Report Net Expense Ratio | 2.30     |
| Turnover Ratio %                | 142.38   |
| NAV (Mo-End)                    | 28.18    |

## Risk Reward

|               |       |
|---------------|-------|
| Std Dev       | 16.27 |
| Alpha         | 5.90  |
| Sharpe Ratio  | 0.42  |
| Treynor Ratio | 7.71  |
| R-Squared     | 88.10 |

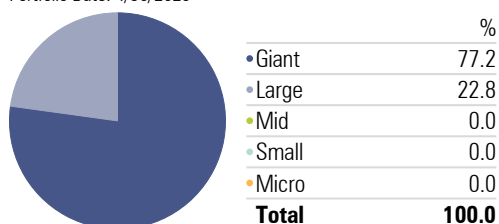
## Asset Allocation

Portfolio Date: 4/30/2020



## Market Capitalization

Portfolio Date: 4/30/2020



Past performance is not a guarantee of future returns. The value of investments may fall as well as rise and investors may not get back the full amount invested. Any decision to invest should be based on a full reading of the offer document. In case of any discrepancy between this sheet and the offer document in force, the offer document shall prevail.

Portfolio Date: 4/30/2020

## Trailing Returns

| Period   | Inv    | Bmk1   |
|----------|--------|--------|
| 3 months | -12.59 | -17.57 |
| 6 months | -10.51 | -16.99 |
| 1 Year   | -2.12  | -16.07 |
| 2 Years  | 3.47   | -4.18  |
| 3 Years  | 9.05   | 1.95   |
| 5 Years  | 8.51   | 3.80   |

## Drawdown

Time Period: 5/1/2017 to 4/30/2020

|                           | Inv       | Bmk1      |
|---------------------------|-----------|-----------|
| Max Drawdown              | -19.35    | -29.11    |
| Max Drawdown # of Periods | 2.00      | 3.00      |
| Max Drawdown Peak Date    | 2/1/2020  | 1/1/2020  |
| Max Drawdown Valley Date  | 3/31/2020 | 3/31/2020 |

## Leading Detractors

Time Period: 5/1/2019 to 4/30/2020

|                         | Rescaled Weight | Return | Contribution |
|-------------------------|-----------------|--------|--------------|
| Bandhan Bank Ltd        | 2.26            | -65.75 | -1.75        |
| Bajaj Finance Ltd       | 9.37            | -24.78 | -1.59        |
| Bajaj Finserv Ltd       | 3.75            | -32.20 | -1.45        |
| HDFC Bank Ltd           | 10.27           | -12.79 | -1.33        |
| Maruti Suzuki India Ltd | 2.15            | -27.60 | -1.31        |

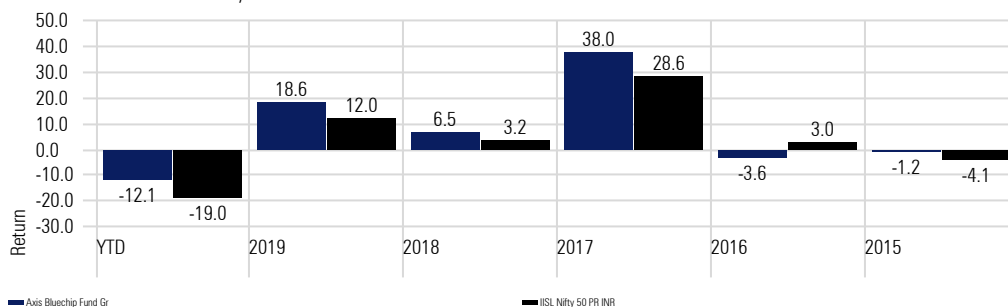
## Leading Contributors

Time Period: 5/1/2019 to 4/30/2020

|                         | Rescaled Weight | Return | Contribution |
|-------------------------|-----------------|--------|--------------|
| Avenue Supermarts Ltd   | 6.23            | 83.74  | 4.05         |
| Nestle India Ltd        | 3.96            | 67.99  | 2.26         |
| Asian Paints Ltd        | 4.38            | 21.60  | 0.91         |
| Hindustan Unilever Ltd  | 3.54            | 26.68  | 0.58         |
| Reliance Industries Ltd | 4.75            | 5.82   | 0.48         |

## Returns

Calculation Benchmark: IISL Nifty 50 PR INR



## Sector Allocation

Portfolio Date: 4/30/2020

|                          |       |
|--------------------------|-------|
| Basic Materials %        | 8.69  |
| Consumer Cyclical %      | 4.28  |
| Financial Services %     | 37.28 |
| Real Estate %            | 0.00  |
| Consumer Defensive %     | 19.22 |
| Healthcare %             | 7.13  |
| Utilities %              | 0.00  |
| Communication Services % | 5.21  |
| Energy %                 | 4.60  |
| Industrials %            | 0.00  |
| Technology %             | 13.59 |

## Portfolio Holdings

Portfolio Date: 4/30/2020

