

IDFC Tax Advantage (ELSS) Reg Gr

Category Equity - ELSS

Suggested Horizon 3 Years and above

Investment Objective

The investment objective of the Scheme is to seek to generate long term capital growth from a diversified portfolio of predominantly equity and equity related securities. There can be no assurance that the investment objective of the scheme will be realised.

Manager Biography

Daylynn Pinto since 10/20/2016

Operations

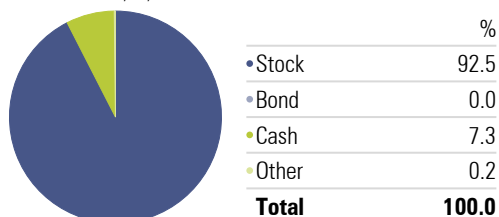
Inception Date	12/26/2008
Minimum Initial	500
Annual Report Net Expense Ratio	2.22
Turnover Ratio %	45.88
NAV (Mo-End)	43.68

Risk Reward

Std Dev	23.97
Alpha	-4.12
Sharpe Ratio	-0.14
Treynor Ratio	-5.71
R-Squared	93.68

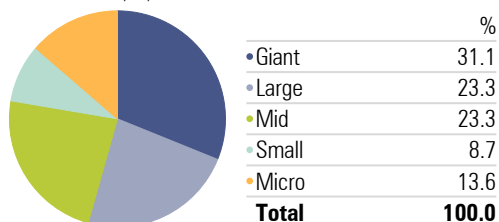
Asset Allocation

Portfolio Date: 4/30/2020



Market Capitalization

Portfolio Date: 4/30/2020



Past performance is not a guarantee of future returns. The value of investments may fall as well as rise and investors may not get back the full amount invested. Any decision to invest should be based on a full reading of the offer document. In case of any discrepancy between this sheet and the offer document in force, the offer document shall prevail.

Portfolio Date: 4/30/2020

Trailing Returns

Period	Inv	Bmk1
3 months	-22.06	-18.75
6 months	-19.42	-17.30
1 Year	-22.65	-17.09
2 Years	-14.76	-8.14
3 Years	-3.10	-0.82
5 Years	2.12	3.49

Drawdown

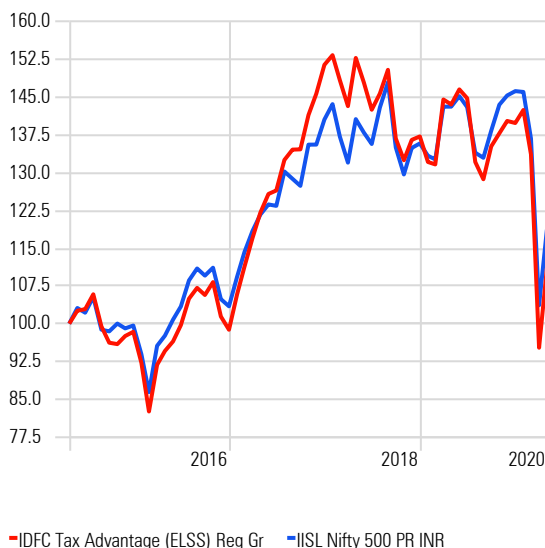
	Inv	Bmk1
Max Drawdown	-37.94	-29.98
Max Drawdown # of Periods	26.00	19.00
Max Drawdown Peak Date	2/1/2018	9/1/2018
Max Drawdown Valley Date	3/31/2020	3/31/2020

Leading Detractors

	Rescaled Weight	Return	Contribution
RBL Bank Ltd	2.61	-80.18	-3.36
Future Retail Ltd	2.50	-79.68	-2.21
Axis Bank Ltd	3.82	-41.89	-1.53
State Bank of India	3.99	-36.49	-1.44
NCC Ltd	1.15	-73.16	-1.27

Investment Growth

Time Period: 5/1/2015 to 4/30/2020

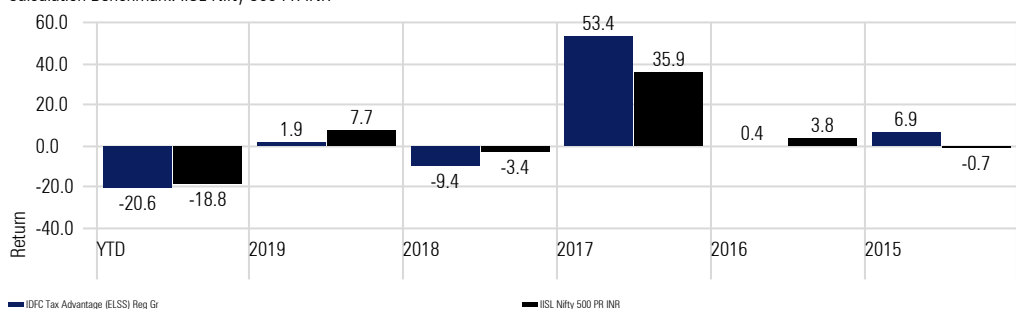


Leading Contributors

	Rescaled Weight	Return	Contribution
Deepak Nitrite Ltd	2.15	95.52	1.47
Nestle India Ltd	2.10	67.99	1.06
Ipca Laboratories Ltd	1.44	70.76	0.87
HDFC Asset Management Company Limited	0.62	78.16	0.72
ICICI Securities Ltd	1.10	71.09	0.54

Returns

Calculation Benchmark: IISL Nifty 500 PR INR



Sector Allocation

Sector	%
Basic Materials %	10.18
Consumer Cyclical %	13.34
Financial Services %	25.30
Real Estate %	0.00
Consumer Defensive %	6.13
Healthcare %	10.96
Utilities %	0.32
Communication Services %	2.85
Energy %	7.09
Industrials %	14.60
Technology %	9.22

Portfolio Holdings

