

Aditya BSL Tax Relief 96 Gr

Category Equity - ELSS

Suggested Horizon 3 Years and above

Investment Objective

An Open-ended equity linked savings scheme (ELSS) with the objective of long term growth of capital through a portfolio with a target allocation of 80% equity, 20% debt and money market securities

Manager Biography

Ajay Garg since 10/1/2006

Operations

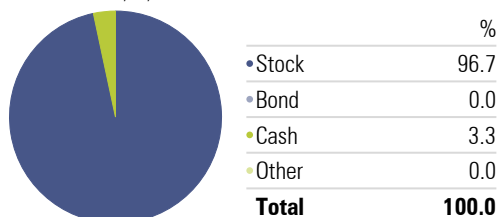
Inception Date	3/6/2008
Minimum Initial	500
Annual Report Net Expense Ratio	2.17
Turnover Ratio %	1.69
NAV (Mo-End)	28.09

Risk Reward

Std Dev	19.13
Alpha	-0.24
Sharpe Ratio	0.02
Treynor Ratio	-1.71
R-Squared	92.00

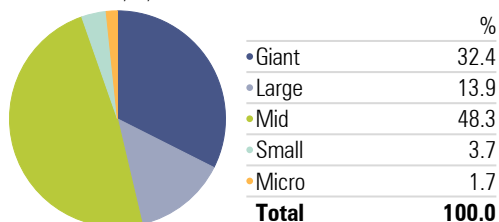
Asset Allocation

Portfolio Date: 4/30/2020



Market Capitalization

Portfolio Date: 4/30/2020



Past performance is not a guarantee of future returns. The value of investments may fall as well as rise and investors may not get back the full amount invested. Any decision to invest should be based on a full reading of the offer document. In case of any discrepancy between this sheet and the offer document in force, the offer document shall prevail.

Portfolio Date: 4/30/2020

Trailing Returns

Period	Inv	Bmk1
3 months	-13.83	-18.75
6 months	-12.52	-17.30
1 Year	-11.05	-17.09
2 Years	-6.99	-8.14
3 Years	1.80	-0.82
5 Years	5.86	3.49

Drawdown

Time Period: 5/1/2017 to 4/30/2020

	Inv	Bmk1
Max Drawdown	-25.90	-29.98
Max Drawdown # of Periods	19.00	19.00
Max Drawdown Peak Date	9/1/2018	9/1/2018
Max Drawdown Valley Date	3/31/2020	3/31/2020

Leading Detractors

Time Period: 5/1/2019 to 4/30/2020

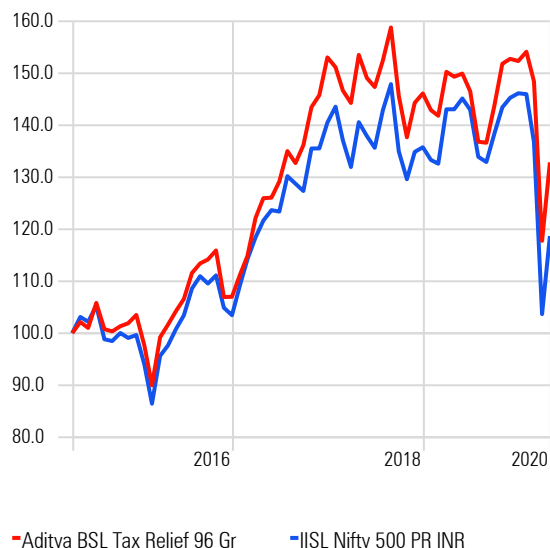
	Rescaled Weight	Return	Contribution
Thomas Cook India Ltd	2.79	-75.22	-2.73
Gillette India Ltd	6.78	-28.97	-2.00
IDFC First Bank Ltd	2.82	-56.08	-1.76
Shoppers Stop Ltd	2.39	-59.00	-1.55
Sundaram Clayton Ltd	2.09	-47.58	-1.28

Leading Contributors

Time Period: 5/1/2019 to 4/30/2020

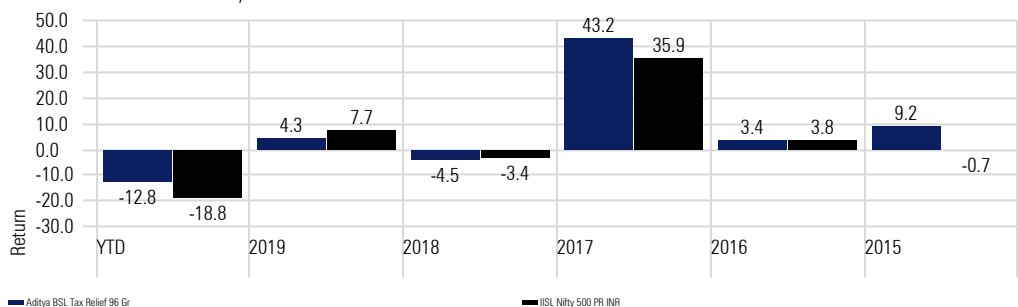
	Rescaled Weight	Return	Contribution
Pfizer Ltd	6.64	56.99	3.18
Honeywell Automation India Ltd	8.50	19.66	1.41
Johnson Controls - Hitachi Air Conditioning India Ltd	2.81	27.71	0.66
Reliance Industries Ltd	8.67	5.82	0.57
GlaxoSmithKline Pharmaceuticals Ltd	4.88	14.67	0.54

Time Period: 5/1/2015 to 4/30/2020



Returns

Calculation Benchmark: IISL Nifty 500 PR INR



Sector Allocation

Portfolio Date: 4/30/2020

Basic Materials %	12.55
Consumer Cyclical %	8.22
Financial Services %	21.60
Real Estate %	0.00
Consumer Defensive %	7.76
Healthcare %	20.10
Utilities %	0.00
Communication Services %	0.00
Energy %	10.17
Industrials %	13.61
Technology %	5.97

Portfolio Holdings

Portfolio Date: 4/30/2020

