

Nippon India Short Term Gr

Category Debt - Short Duration Fund

Suggested Horizon 18 Months and above

Investment Objective

The primary investment objective of the scheme is to generate stable returns for investors with a short term investment horizon by investing in debt and money market instruments.

Manager Biography

Prashant Pimple since 10-01-2008
Kingshuk Dasgupta since 25-05-2018
Vivek Sharma since 01-02-2020

Scheme Details

Inception Date	18-12-2002
Minimum Initial	500
Annual Report Net Expense Ratio	1.10
NAV (Mo-End)	37.93
Exit Fee	0.00

Portfolio Characteristics

Modified Duration	1.98
Avg Eff Maturity	2.58
Yield to Maturity	7.21

Nippon India Short Term Gr - Operations

Std Dev 3 Yr (Mo-End)	1.61
Beta 3 Yr (Mo-End)	1.07
Sharpe Ratio 3 Yr (Mo-End)	2.24
Information Ratio 3 Yr (Mo-End)	-1.78

Past performance is not a guarantee of future returns. The value of investments may fall as well as rise and investors may not get back the full amount invested. Any decision to invest should be based on a full reading of the offer document. In case of any discrepancy between this sheet and the offer document in force, the offer document shall prevail.

Portfolio Date: 30-04-2020

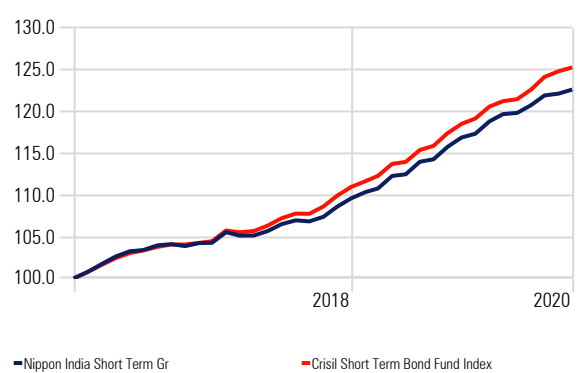
Trailing Returns

Display Benchmark 1: Crisil Short Term Bond Fund Index Display Benchmark 2:

	Inv	Bmk1
3 Months	1.81	2.19
6 Months	4.34	4.52
1 Year	9.96	9.82
2 Years	8.62	9.19
3 Years	9.47	9.34
5 Years	8.50	8.39

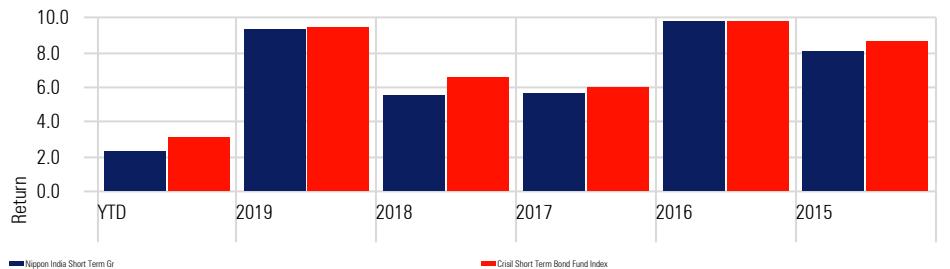
Investment Growth

Time Period: 01-05-2017 to 30-04-2020



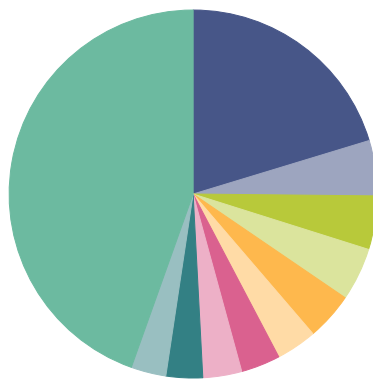
Returns

Calculation Benchmark: Crisil Short Term Bond Fund Index



Portfolio Holdings

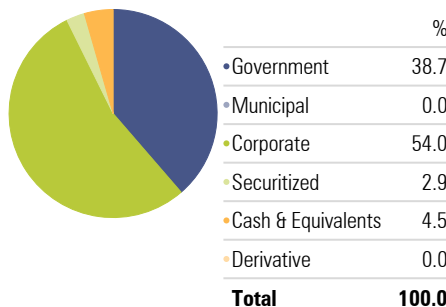
Portfolio Date: 30-04-2020



	%
GOVT STOCK	20.3
India Infradebt Limited	4.9
Reliance Ports And Terminals Limited	4.7
Muthoot Finance Limited	4.7
INDIA GRID TRUST	4.2
06.80 RJ SDL 2024	3.6
Rural Electrification Corporation Limited	3.4
Manappuram Finance Limited	3.4
8.50% OD SDL 2023	3.2
Aditya Birla Finance Limited	3.1
Other	44.5
Total	100.0

Portfolio Allocation

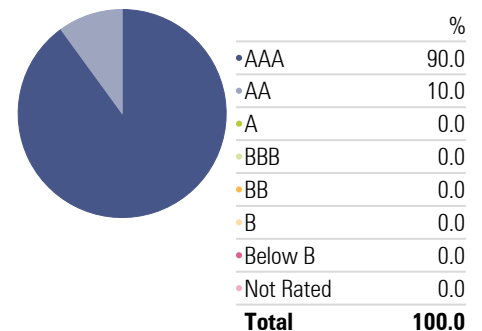
Portfolio Date: 30-04-2020



	%
Government	38.7
Municipal	0.0
Corporate	54.0
Securitized	2.9
Cash & Equivalents	4.5
Derivative	0.0
Total	100.0

Credit Quality

Portfolio Date: 30-04-2020



	%
AAA	90.0
AA	10.0
A	0.0
BBB	0.0
BB	0.0
B	0.0
Below B	0.0
Not Rated	0.0
Total	100.0