

# L&T Short Term Bond Gr

## Category Debt - Short Duration Fund

## Suggested Horizon 18 Months and above

### Investment Objective

To generate regular returns and capital appreciation by investing in debt, government and money market securities.

### Manager Biography

Shriram Ramanathan since 30-05-2016

Jalpan Shah since 30-05-2016

### Scheme Details

Inception Date	27-12-2011
Minimum Initial	10,000
Annual Report Net Expense Ratio	0.78
NAV (Mo-End)	19.63
Exit Fee	0.00

### Portfolio Characteristics

Modified Duration	2.27
Avg Eff Maturity	2.68
Yield to Maturity	6.12

### L&T Short Term Bond Gr - Operations

Std Dev 3 Yr (Mo-End)	1.38
Beta 3 Yr (Mo-End)	0.92
Sharpe Ratio 3 Yr (Mo-End)	3.01
Information Ratio 3 Yr (Mo-End)	-0.30

Past performance is not a guarantee of future returns. The value of investments may fall as well as rise and investors may not get back the full amount invested. Any decision to invest should be based on a full reading of the offer document. In case of any discrepancy between this sheet and the offer document in force, the offer document shall prevail.

Portfolio Date: 30-04-2020

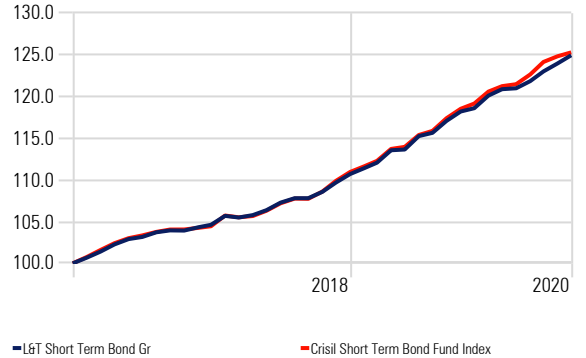
### Trailing Returns

Display Benchmark 1: Crisil Short Term Bond Fund Index Display Benchmark 2:

	Inv	Bmk1
3 Months	1.88	2.19
6 Months	4.00	4.52
1 Year	9.42	9.82
2 Years	8.64	9.19
3 Years	9.28	9.34
5 Years		8.39

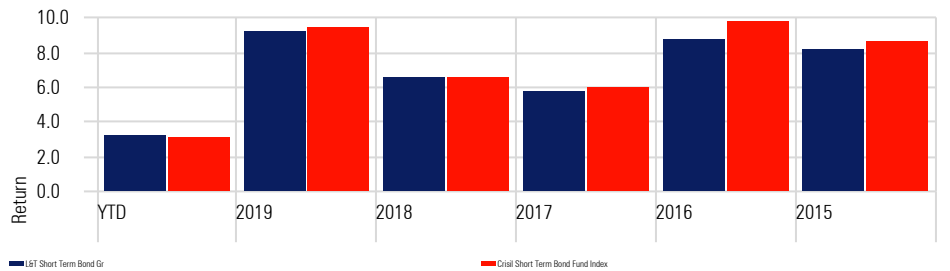
### Investment Growth

Time Period: 01-05-2017 to 30-04-2020



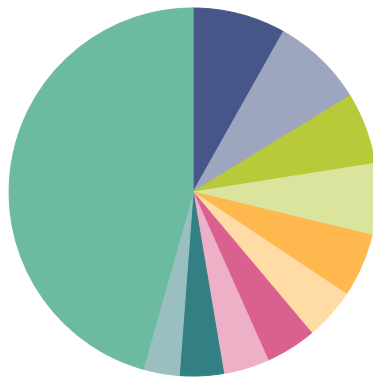
### Returns

Calculation Benchmark: Crisil Short Term Bond Fund Index



### Portfolio Holdings

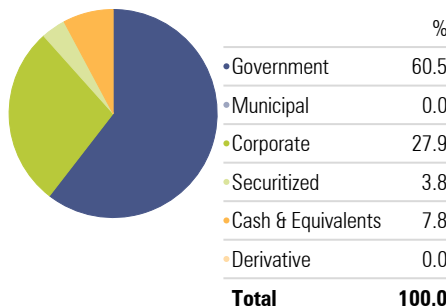
Portfolio Date: 30-04-2020



	%
7.72% GS 2025	8.2
GOVT STOCK	8.1
Indian Oil Corporation Limited	6.3
NATIONAL BANK FOR AGRICULTURE AND RURAL DEVELOPMENT	6.3
NTPC Limited	5.6
State Bank Of India	4.5
Indian Railway Finance Corporation Limited	4.4
7.35% Govt Stock 2024	4.0
National Highways Authority Of India	3.9
NTPC Limited	3.2
Other	45.6
<b>Total</b>	<b>100.0</b>

### Portfolio Allocation

Portfolio Date: 30-04-2020



	%
Government	60.5
Municipal	0.0
Corporate	27.9
Securitized	3.8
Cash & Equivalents	7.8
Derivative	0.0
<b>Total</b>	<b>100.0</b>

### Credit Quality

Portfolio Date: 30-04-2020

