

SBI Overnight Fund Reg Gr

Category Debt - Overnight Fund

Suggested Horizon Upto 3 Months

Investment Objective

To provide the investors an opportunity to invest in overnight securities maturing on the next business day

Manager Biography

R. Arun since 01-04-2012

Scheme Details

Inception Date	01-10-2002
Minimum Initial	5,000
Annual Report Net Expense Ratio	0.16
NAV (Mo-End)	3,231.46
Exit Fee	0.00

Portfolio Characteristics

Modified Duration	
Avg Eff Maturity	
Yield to Maturity	

SBI Overnight Fund Reg Gr - Snapshot

Total Ret Annlzd 3 Yr (Mo-End)	5.68
Std Dev 3 Yr (Mo-End)	0.24
Alpha 3 Yr (Mo-End)	-0.03
Beta 3 Yr (Mo-End)	0.67
Sharpe Ratio 3 Yr (Mo-End)	11.17
Tracking Error 3 Yr (Mo-End)	0.14

Past performance is not a guarantee of future returns. The value of investments may fall as well as rise and investors may not get back the full amount invested. Any decision to invest should be based on a full reading of the offer document. In case of any discrepancy between this sheet and the offer document in force, the offer document shall prevail.

Portfolio Date: 30-04-2020

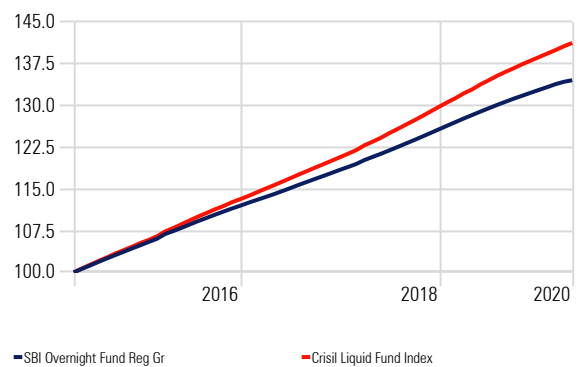
Trailing Returns

Calculation Benchmark: Crisil Liquid Fund Index

	Inv	Bmk1
6 Months	2.11	2.77
1 Years	4.87	6.27
2 Years	5.56	6.95
3 Years	5.68	6.91
5 Years	6.12	7.15

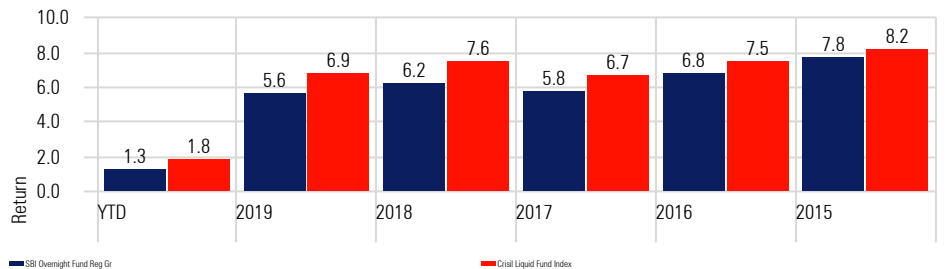
Investment Growth

Time Period: 01-05-2015 to 30-04-2020



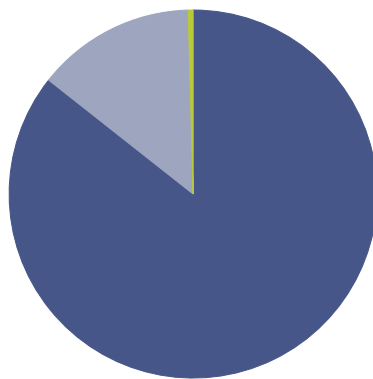
Returns

Calculation Benchmark: Crisil Liquid Fund Index



Portfolio Holdings

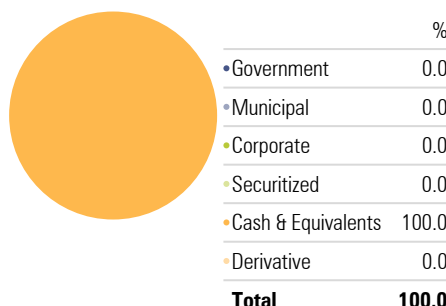
Portfolio Date: 30-04-2020



	%
Reverse Repo	85.6
Treps	13.9
Net Receivable / Payable	0.4
Total	100.0

Portfolio Allocation

Portfolio Date: 30-04-2020



	%
Government	0.0
Municipal	0.0
Corporate	0.0
Securitized	0.0
Cash & Equivalents	100.0
Derivative	0.0
Total	100.0

Credit Quality

Portfolio Date: 15-05-2020

	%
AAA	-
AA	-
A	-
BBB	-
BB	-
B	-
Below B	-
Not Rated	-
Total	-