

Axis Treasury Advantage Gr

Category
Debt - Low Duration

Suggested Horizon
6 to 12 Months

Investment Objective

To provide optimal returns and liquidity to the investors by investing primarily in a mix of money market and short term debt instruments which results in a portfolio having marginally higher maturity as compared to a liquid fund at the same time maintaining a balance between safety and liquidity. However, there can be no assurance that the investment objective of the Scheme will be achieved.

Manager Biography

Devang Shah since 6/7/2016

Aditya Pagaria since 8/13/2016

Scheme Details

Inception Date	10/9/2009
Minimum Initial	5,000
Annual Report Net Expense Ratio	0.73
NAV (Mo-End)	2,263.27
Exit Fee	0.00

Portfolio Characteristics

Modified Duration	0.92
Avg Eff Maturity	1.03
Yield to Maturity	6.26

Axis Treasury Advantage Gr - Snapshot

Total Ret Annlzd 3 Yr (Mo-End)	7.45
Std Dev 3 Yr (Mo-End)	0.73
Alpha 3 Yr (Mo-End)	-1.07
Beta 3 Yr (Mo-End)	1.46
Sharpe Ratio 3 Yr (Mo-End)	5.62
Tracking Error 3 Yr (Mo-End)	0.61

Past performance is not a guarantee of future returns. The value of investments may fall as well as rise and investors may not get back the full amount invested. Any decision to invest should be based on a full reading of the offer document. In case of any discrepancy between this sheet and the offer document in force, the offer document shall prevail.

Portfolio Date: 4/30/2020

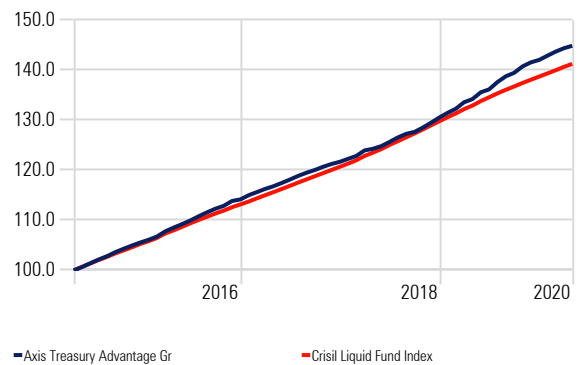
Trailing Returns

Calculation Benchmark: Crisil Liquid Fund Index

	Inv	Bmk1
6 Months	2.93	2.77
1 Years	7.95	6.27
2 Years	7.97	6.95
3 Years	7.45	6.91
5 Years	7.70	7.15

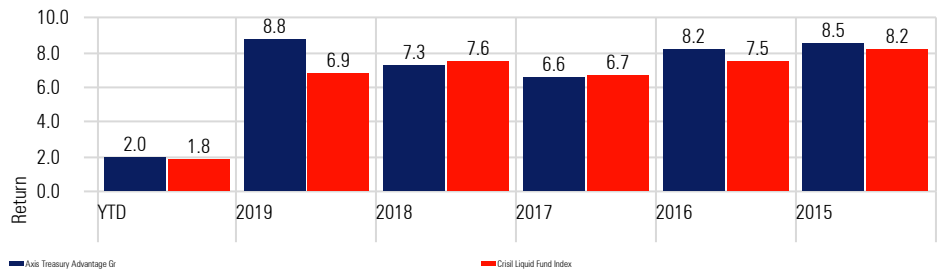
Investment Growth

Time Period: 5/1/2015 to 4/30/2020



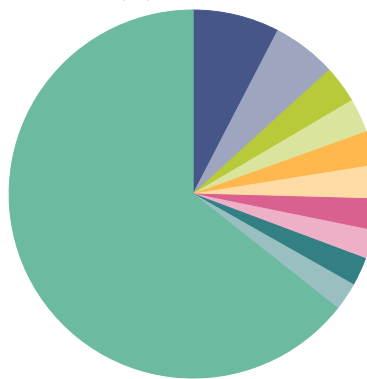
Returns

Calculation Benchmark: Crisil Liquid Fund Index



Portfolio Holdings

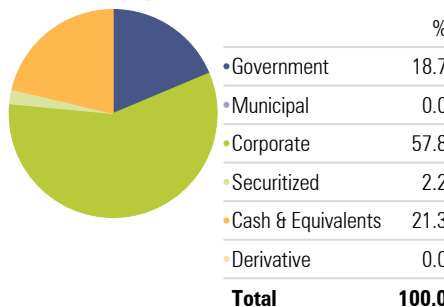
Portfolio Date: 4/30/2020



	%
National Bank For Agriculture And Rural Development	7.6
POWER FINANCE CORPORATION LIMITED	5.6
HDB Financial Services Limited	3.3
Larsen And Toubro Limited	3.0
GRASIM INDUSTRIES LIMITED	3.0
Power Finance Corporation Ltd.	2.9
Bajaj Finance Limited	2.8
REC LIMITED	2.5
Housing Development Finance Corporation Limited	2.5
Rural Electrification Corporation Limited	2.5
Other	64.4
Total	100.0

Portfolio Allocation

Portfolio Date: 4/30/2020



Credit Quality

Portfolio Date: 4/30/2020

