

Tata Liquid Reg Gr

Category Debt - Liquid Fund

Suggested Horizon Upto 3 Months

Investment Objective

The investment objective is to generate reasonable returns with high liquidity to the unitholders

Manager Biography

Amit Somani since 16-10-2013

Scheme Details

Inception Date	01-09-2004
Minimum Initial	5,000
Annual Report Net Expense Ratio	0.34
NAV (Mo-End)	3,127.72
Exit Fee	0.01

Portfolio Characteristics

Modified Duration	0.14
Avg Eff Maturity	0.14
Yield to Maturity	5.67

Tata Liquid Reg Gr - Snapshot

Total Ret Annlzd 3 Yr (Mo-End)	6.80
Std Dev 3 Yr (Mo-End)	0.25
Alpha 3 Yr (Mo-End)	0.34
Beta 3 Yr (Mo-End)	0.87
Sharpe Ratio 3 Yr (Mo-End)	13.55
Tracking Error 3 Yr (Mo-End)	0.13

Past performance is not a guarantee of future returns. The value of investments may fall as well as rise and investors may not get back the full amount invested. Any decision to invest should be based on a full reading of the offer document. In case of any discrepancy between this sheet and the offer document in force, the offer document shall prevail.

Portfolio Date: 30-04-2020

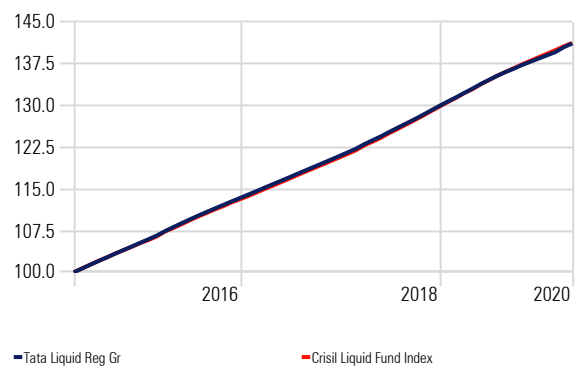
Trailing Returns

Calculation Benchmark: Crisil Liquid Fund Index

	Inv	Bmk1
6 Months	2.79	2.77
1 Years	6.11	6.27
2 Years	6.79	6.95
3 Years	6.80	6.91
5 Years	7.14	7.15

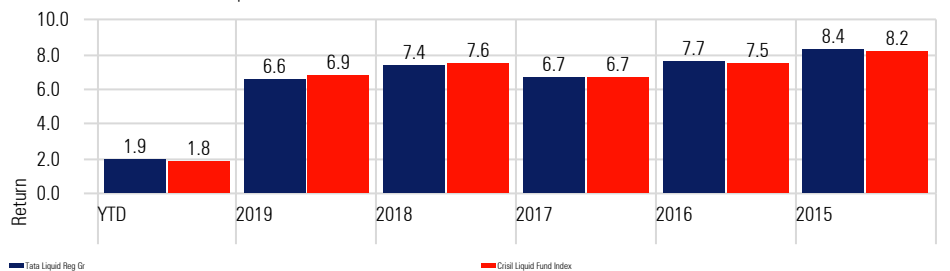
Investment Growth

Time Period: 01-05-2015 to 30-04-2020



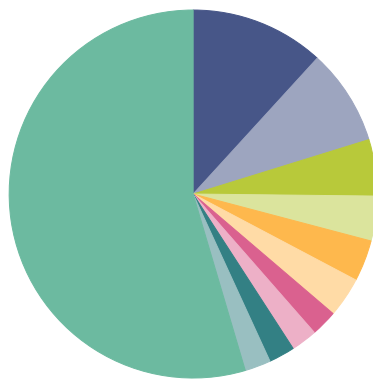
Returns

Calculation Benchmark: Crisil Liquid Fund Index



Portfolio Holdings

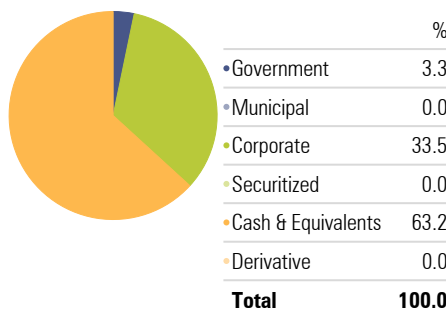
Portfolio Date: 30-04-2020



	%
91 DTB 09-Jul-2020	11.8
84 DTB 23062020	8.4
Indian Oil Corporation Limited	5.0
91 DTB 07052020	3.9
91 DTB 30062020	3.6
77 DTB 16062020	3.5
364 DTB 07052020	2.3
NTPC Limited	2.3
Reliance Industries Limited	2.3
Bank Of Baroda	2.3
Other	54.6
Total	100.0

Portfolio Allocation

Portfolio Date: 30-04-2020



Credit Quality

Portfolio Date: 30-04-2020

