

# L&T Liquid Gr

## Category Debt - Liquid Fund

## Suggested Horizon Upto 3 Months

### Investment Objective

To generate reasonable returns while maintaining safety and providing the investor superior liquidity. To achieve this objective, investments will be predominantly made in a well-diversified and highly liquid portfolio of money market instruments, government securities and corporate debt.

### Manager Biography

Shriram Ramanathan since 24-11-2012

Jalpan Shan since 30-06-2014

### Scheme Details

|                                 |            |
|---------------------------------|------------|
| Inception Date                  | 03-10-2006 |
| Minimum Initial                 | 10,000     |
| Annual Report Net Expense Ratio | 0.15       |
| NAV (Mo-End)                    | 2,722.04   |
| Exit Fee                        | 0.01       |

### Portfolio Characteristics

|                   |      |
|-------------------|------|
| Modified Duration | 0.11 |
| Avg Eff Maturity  | 0.12 |
| Yield to Maturity | 4.34 |

### L&T Liquid Gr - Snapshot

|                                |       |
|--------------------------------|-------|
| Total Ret Annlzd 3 Yr (Mo-End) | 6.78  |
| Std Dev 3 Yr (Mo-End)          | 0.24  |
| Alpha 3 Yr (Mo-End)            | 0.55  |
| Beta 3 Yr (Mo-End)             | 0.80  |
| Sharpe Ratio 3 Yr (Mo-End)     | 13.85 |
| Tracking Error 3 Yr (Mo-End)   | 0.14  |

Past performance is not a guarantee of future returns. The value of investments may fall as well as rise and investors may not get back the full amount invested. Any decision to invest should be based on a full reading of the offer document. In case of any discrepancy between this sheet and the offer document in force, the offer document shall prevail.

Portfolio Date: 30-04-2020

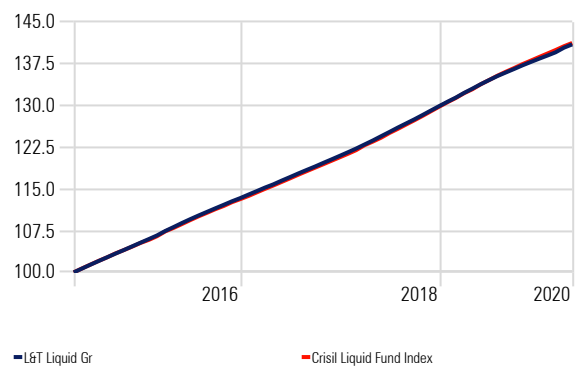
### Trailing Returns

Calculation Benchmark: Crisil Liquid Fund Index

|          | Inv  | Bmk1 |
|----------|------|------|
| 6 Months | 2.74 | 2.77 |
| 1 Years  | 5.99 | 6.27 |
| 2 Years  | 6.76 | 6.95 |
| 3 Years  | 6.78 | 6.91 |
| 5 Years  | 7.12 | 7.15 |

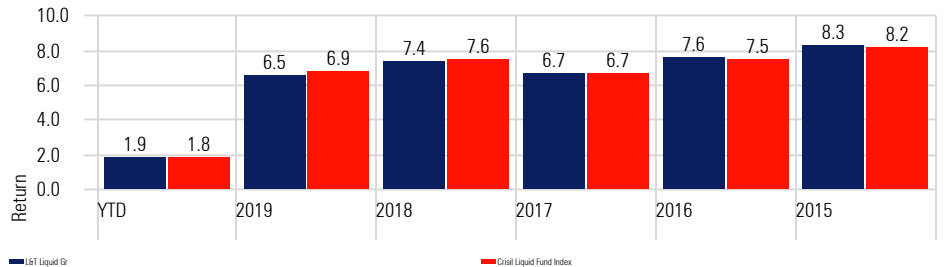
### Investment Growth

Time Period: 01-05-2015 to 30-04-2020



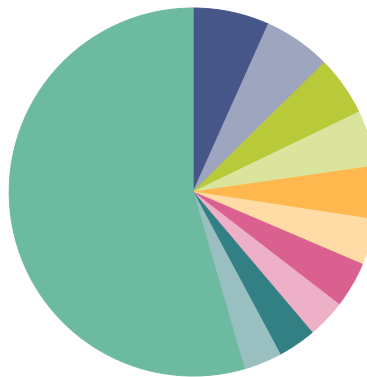
### Returns

Calculation Benchmark: Crisil Liquid Fund Index



### Portfolio Holdings

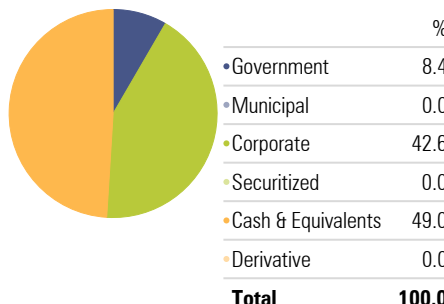
Portfolio Date: 30-04-2020



|                                      | %            |
|--------------------------------------|--------------|
| ICICI Bank Limited                   | 6.7          |
| 91 DTB 28052020                      | 5.9          |
| 91 DTB 11062020                      | 5.2          |
| 91 DTB 25062020                      | 4.9          |
| Bharat Petroleum Corporation Limited | 4.7          |
| Axis Bank Limited                    | 4.0          |
| 364 DTB 11062020                     | 4.0          |
| Reliance Industries Limited          | 3.4          |
| 77 DTB 16062020                      | 3.4          |
| Axis Bank Limited                    | 3.3          |
| Other                                | 54.5         |
| <b>Total</b>                         | <b>100.0</b> |

### Portfolio Allocation

Portfolio Date: 30-04-2020



### Credit Quality

Portfolio Date: 30-04-2020

