

# Invesco India Liquid Gr

## Category Debt - Liquid Fund

## Suggested Horizon Upto 3 Months

### Investment Objective

To generate income commensurate with low risk and high liquidity, through a portfolio of debt and Money Market Instruments.

### Manager Biography

Krishna Cheemalapati since 25-04-2011

Abhishek Bandiwdekar since 24-07-2018

### Scheme Details

|                                 |            |
|---------------------------------|------------|
| Inception Date                  | 17-11-2006 |
| Minimum Initial                 | 1,000      |
| Annual Report Net Expense Ratio | 0.17       |
| NAV (Mo-End)                    | 2,726.19   |
| Exit Fee                        | 0.01       |

### Portfolio Characteristics

|                   |      |
|-------------------|------|
| Modified Duration | 0.11 |
| Avg Eff Maturity  | 0.12 |
| Yield to Maturity | 4.68 |

### Invesco India Liquid Gr - Snapshot

|                                |       |
|--------------------------------|-------|
| Total Ret Annlzd 3 Yr (Mo-End) | 6.71  |
| Std Dev 3 Yr (Mo-End)          | 0.25  |
| Alpha 3 Yr (Mo-End)            | 0.27  |
| Beta 3 Yr (Mo-End)             | 0.87  |
| Sharpe Ratio 3 Yr (Mo-End)     | 13.89 |
| Tracking Error 3 Yr (Mo-End)   | 0.10  |

Past performance is not a guarantee of future returns. The value of investments may fall as well as rise and investors may not get back the full amount invested. Any decision to invest should be based on a full reading of the offer document. In case of any discrepancy between this sheet and the offer document in force, the offer document shall prevail.

Portfolio Date: 30-04-2020

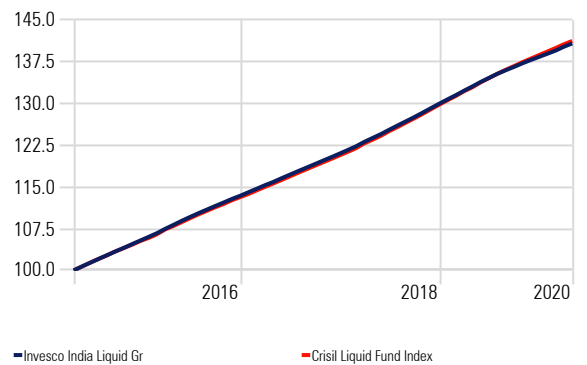
### Trailing Returns

Calculation Benchmark: Crisil Liquid Fund Index

|          | Inv  | Bmk1 |
|----------|------|------|
| 6 Months | 2.60 | 2.77 |
| 1 Years  | 5.82 | 6.27 |
| 2 Years  | 6.64 | 6.95 |
| 3 Years  | 6.71 | 6.91 |
| 5 Years  | 7.09 | 7.15 |

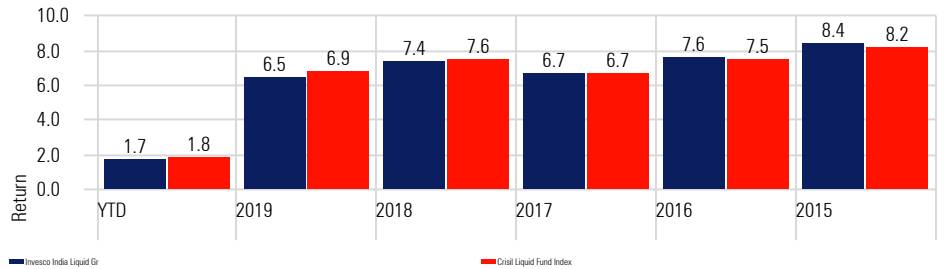
### Investment Growth

Time Period: 01-05-2015 to 30-04-2020



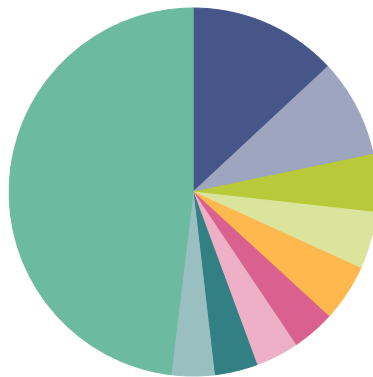
### Returns

Calculation Benchmark: Crisil Liquid Fund Index



### Portfolio Holdings

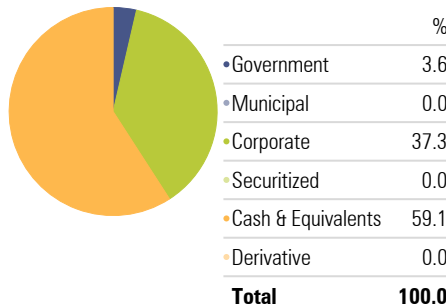
Portfolio Date: 30-04-2020



|   | %            |
|---|--------------|
| 84 DTB 23062020                         | 13.1         |
| Triparty Repo                           | 8.7          |
| Hindustan Petroleum Corporation Limited | 5.0          |
| Power Grid Corporation Of India Limited | 5.0          |
| 91 DTB 30-Jul-2020                      | 5.0          |
| Muthoot Finance Limited                 | 3.8          |
| Larsen And Toubro Limited               | 3.8          |
| Ultratech Cement Limited                | 3.8          |
| Reliance Jio Infocomm Limited           | 3.8          |
| 77 DTB 16062020                         | 3.8          |
| Other                                   | 44.3         |
| <b>Total</b>                            | <b>100.0</b> |

### Portfolio Allocation

Portfolio Date: 30-04-2020



### Credit Quality

Portfolio Date: 30-04-2020

