

# Axis Dynamic Bond Gr

## Category Debt - Dynamic Bond

## Suggested Horizon 18 Months and above

### Investment Objective

To generate optimal returns while maintaining liquidity through active management of a portfolio of debt and money market instruments.

### Manager Biography

R Sivakumar since 27-04-2011

Devang Shah since 05-11-2012

### Scheme Details

Inception Date	27-04-2011
Minimum Initial	5,000
Annual Report Net Expense Ratio	1.47
NAV (Mo-End)	21.31
Exit Fee	0.00

### Portfolio Characteristics

Modified Duration	6.30
Avg Eff Maturity	9.50
Yield to Maturity	6.94

### Axis Dynamic Bond Gr - Operations

Std Dev 3 Yr (Mo-End)	2.87
Beta 3 Yr (Mo-End)	0.85
Sharpe Ratio 3 Yr (Mo-End)	1.56
Information Ratio 3 Yr (Mo-End)	-0.27

Past performance is not a guarantee of future returns. The value of investments may fall as well as rise and investors may not get back the full amount invested. Any decision to invest should be based on a full reading of the offer document. In case of any discrepancy between this sheet and the offer document in force, the offer document shall prevail.

Portfolio Date: 30-04-2020

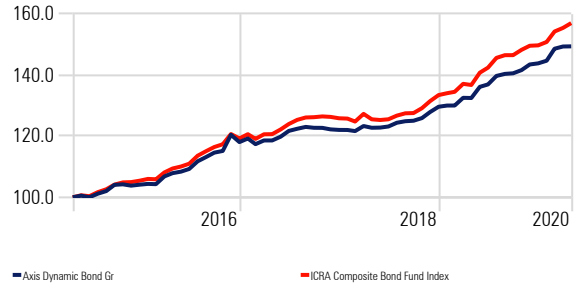
### Trailing Returns

Display Benchmark 1: CRISIL 10 Yr Gilt Index Display Benchmark 2:

	Inv	Bmk1
3 Months	0.98	1.33
6 Months	4.99	5.70
1 Year	11.99	12.73
2 Years	7.30	4.58
3 Years	9.26	7.41
5 Years		6.22

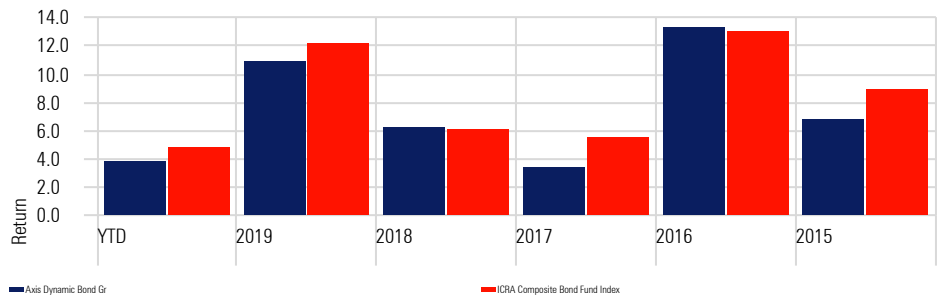
### Investment Growth

Time Period: 01-05-2015 to 30-04-2020



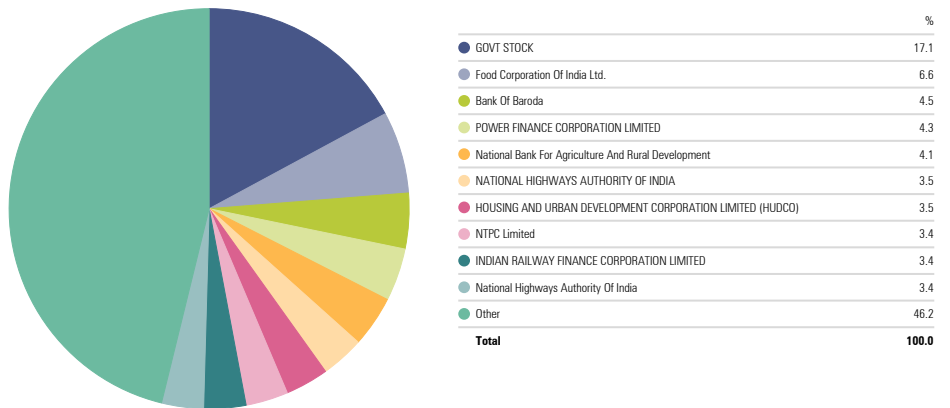
### Returns

Calculation Benchmark: ICRA Composite Bond Fund Index



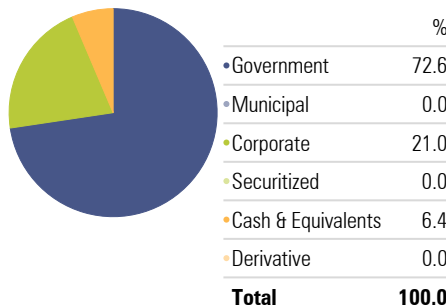
### Portfolio Holdings

Portfolio Date: 30-04-2020



### Portfolio Allocation

Portfolio Date: 30-04-2020



### Credit Quality

Portfolio Date: 30-04-2020

