

Aditya BSL Bkg & PSU Debt Reg Gr

Category Debt - Banking & PSU Fund

Suggested Horizon 18 Months and above

Investment Objective

To generate reasonable returns by primarily investing in debt and money market securities that are issued by Banks, Public Sector Undertakings (PSUs) and Public Financial Institutions (PFIs) in India.

Manager Biography

Maneesh Dangi since 01-04-2017

Kaustubh Gupta since 29-09-2009

Scheme Details

Inception Date	09-05-2008
Minimum Initial	1,000
Annual Report Net Expense Ratio	0.64
NAV (Mo-End)	262.66
Exit Fee	0.00

Portfolio Characteristics

Modified Duration	3.15
Avg Eff Maturity	4.34
Yield to Maturity	6.71

Aditya BSL Bkg & PSU Debt Reg Gr - Operati

Std Dev 3 Yr (Mo-End)	1.75
Beta 3 Yr (Mo-End)	1.12
Sharpe Ratio 3 Yr (Mo-End)	2.57
Information Ratio 3 Yr (Mo-End)	0.18

Past performance is not a guarantee of future returns. The value of investments may fall as well as rise and investors may not get back the full amount invested. Any decision to invest should be based on a full reading of the offer document. In case of any discrepancy between this sheet and the offer document in force, the offer document shall prevail.

Portfolio Date: 30-04-2020

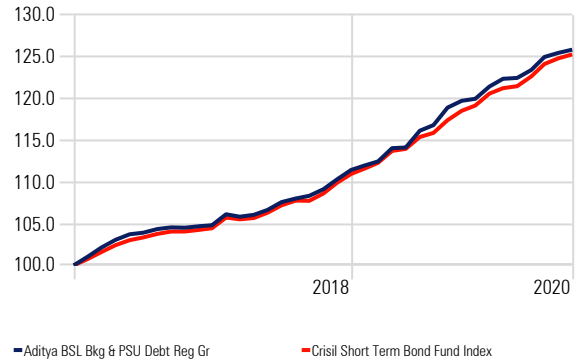
Trailing Returns

Display Benchmark 1: Crisil Short Term Bond Fund Index Display Benchmark 2:

	Inv	Bmk1
3 Months	1.85	2.19
6 Months	4.73	4.52
1 Year	11.10	9.82
2 Years	10.93	9.19
3 Years	10.47	9.34
5 Years	9.75	8.39

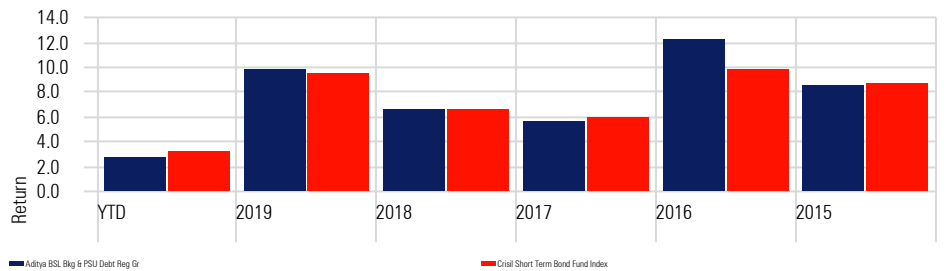
Investment Growth

Time Period: 01-05-2017 to 30-04-2020



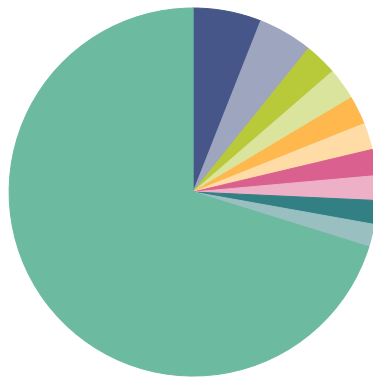
Returns

Calculation Benchmark: Crisil Short Term Bond Fund Index



Portfolio Holdings

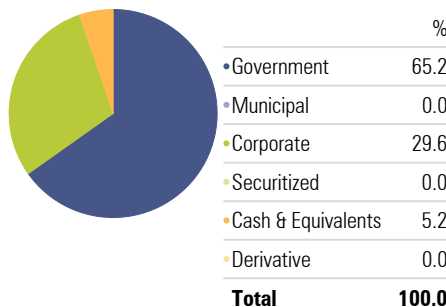
Portfolio Date: 30-04-2020



	%
GOVT STOCK	6.0
GOVT STOCK	4.8
National Highways Authority Of India	2.9
Indian Railway Finance Corporation Limited	2.8
SMALL INDUSTRIES DEVELOPMENT BANK OF INDIA	2.5
Housing And Urban Development Corporation Ltd.	2.3
State Bank Of India	2.3
State Bank Of India	2.2
Indian Oil Corporation Limited	2.1
Power Finance Corporation Limited	2.0
Other	70.2
Total	100.0

Portfolio Allocation

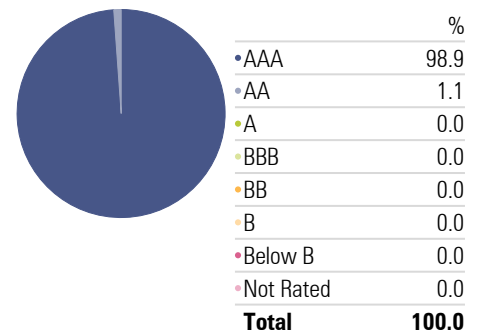
Portfolio Date: 30-04-2020



	%
Government	65.2
Municipal	0.0
Corporate	29.6
Securitized	0.0
Cash & Equivalents	5.2
Derivative	0.0
Total	100.0

Credit Quality

Portfolio Date: 30-04-2020



	%
AAA	98.9
AA	1.1
A	0.0
BBB	0.0
BB	0.0
B	0.0
Below B	0.0
Not Rated	0.0
Total	100.0